


COUNTY OF PENNINGTON, MINNESOTA, HIGHWAY DEPARTMENT
Year Ended December 31, 2020

	Regular	Municipal	County
Total Mileage	257.140	1.800	385.100
Construction Allotment	\$2,197,783.00	\$44,167.00	
Total Cost	\$8,440,887.55	\$0.00	\$0.00
Maintenance Allotment	<u>\$1,465,188.00</u>	<u>\$29,444.00</u>	
State Aid Bond Interest	\$5,259.10		
Maintenance Cost (*includes costs below)	<u>\$1,344,735.04</u>	<u>\$19,745.58</u>	\$1,344,375.36
Total Maintenance Plus Bond Int.	<u>\$1,349,994.14</u>	<u>\$19,745.58</u>	
*Unallocated Costs	\$121,583.35	\$6,128.35	\$178,705.68
*Adj to Equalize Depreciation	\$10,988.32	\$553.86	\$16,150.85

CERTIFICATION STATEMENT

I certify that the above information is true and correct. I also certify that the Pennington County Highway Department has followed the accounting procedures as established in the State Aid Accounting Manual or an alternative method as approved by the Mn/DOT. It is understood that all records, books, documents, and accounting procedures pertaining to this information are subject to audit and examination by the Mn/DOT and the State Auditor's Office. It is also understood that the Mn/DOT reserves the right to withhold future State Aid payments if the county has not complied with the procedures and practices as approved and established.

Certified:  3/8/21
County Engineer Date

Approved: _____ Date _____
D.S.A.E.

*Pennington County Highway Dept.
County Engineer's Office*

250 125th Avenue NE
Thief River Falls, MN 56701

Telephone (218) 683-7017
Fax (218) 683-7016

March, 2021

The Honorable Board of
County Commissioners

Honorable Commissioners:

Enclosed is a report of the activities of the Pennington County Highway Department, for the year ended December 31, 2020.

The report presents, in detail, the various accounts within the Road and Bridge Fund pertaining to revenue and expenditures. Also presented for your approval is a proposed budget of the anticipated revenue and expenditures for State Aid Highways and County Roads for the year 2021.

The report is made possible through cooperation and support of the engineering, maintenance, administration and accounting staff. I would like to acknowledge and thank each employee for the contribution to the development and maintenance of our County Road System this past year.

Respectfully submitted,



Michael L. Flaagan, P.E.
County Engineer

MLF/lm

PENNINGTON COUNTY HIGHWAY DEPARTMENT

SUMMARY OF COUNTY HIGHWAY DEPARTMENT

Year Ended December 31, 2020

MILEAGE - CSAH REGULAR	257.14
MAINTENANCE COSTS - CSAH REGULAR	\$ 1,477,306.71
MILEAGE - CSAH MUNICIPAL	1.80
MAINTENANCE COSTS - CSAH MUNICIPAL	\$ 26,427.79
MILEAGE - COUNTY ROADS	385.10
MAINTENANCE COSTS - COUNTY ROADS	\$ 1,539,231.89
CONSTRUCTION - CSAH REGULAR	\$ 8,440,887.55
CONSTRUCTION - CSAH MUNICIPAL	\$ -
CONSTRUCTION - COUNTY ROADS	\$ -

Date: 3/1/2021
 Time: 11:15 am
 Fringe Benefits Excluded
 From: 1-1-2020
 Through: 13-9999-2020

PENNINGTON COUNTY HIGHWAY DEPARTMENT

Summary of Road Program Maintenance Costs

Account	Description	Account Code	Program 10 Through 19	Cost/Mile	Program 20 Through 29	Cost/Mile	Program 30 Through 30	Cost/Mile
11-0000	ROUTINE MAINTENANCE		913,420.87	3,552.23	18,758.08	10,421.16	852,144.64	2,184.03
12-0000	REPAIRS AND REPLACEMENTS		73,817.55	287.07	893.23	496.24	473,042.40	1,212.40
13-0000	BETTERMENTS		345,986.97	1,345.52	92.60	51.44	3,307.67	8.48
14-0000	SPECIAL WORK		11,509.65	44.76	1.67	.93	15,880.65	40.70
	Allocated Expense		1,344,735.04	5,229.58	19,745.58	10,969.77	1,344,375.36	3,445.61
	Unallocated Expense		121,583.35	472.83	6,128.35	3,404.64	178,705.68	458.02
	Adjustment to Equalize Depreciation		10,988.32	42.73	553.86	307.70	16,150.85	41.39
Total Expense			1,477,306.71	5,745.14	26,427.79	14,682.11	1,539,231.89	3,945.02
Total No of Miles			257.1400		1.8000		390.1700	
Proration Percent			39.679 %		2.000 %		58.321 %	

PENNINGTON COUNTY HIGHWAY DEPARTMENT

Summary of Road Program Maintenance Costs

Account	Description	Account Code	Program 10 Through 19	Cost/Mile	Program 20 Through 29	Cost/Mile	Program 30 Through 30	Cost/Mile
11-0000	ROUTINE MAINTENANCE							
11-0100	SMOOTHING SURFACE		307,389.86	1,195.42	7,455.64	4,142.02	641,635.22	1,644.50
11-0200	MINOR SURFACE REPAIR		187,215.69	728.07	81.42	45.23	8,845.69	22.67
11-0300	CLEANING CULVERTS AND DITCHES		8,199.31	31.89	281.15	156.19	13,227.10	33.90
11-0400	BRUSH AND WEED CONTROL		120,169.44	467.33	1,679.87	933.26	95,504.55	244.78
11-0500	SNOW AND ICE REMOVAL		201,343.37	783.01	7,524.30	4,180.17	81,405.95	208.64
11-0600	TRAFFIC SERVICES (INCL. SIGNS)		89,103.20	346.52	1,735.70	964.28	11,526.13	29.54
Total	11-0000		913,420.87	3,552.23	18,758.08	10,421.16	852,144.64	2,184.03
12-0000	REPAIRS AND REPLACEMENTS							
12-0100	RESHAPING	MB1	721.00	2.80	49.06	27.26	296.28	.76
12-0200	RESURFACING		52,657.59	204.78	592.35	329.08	357,138.32	915.34
12-0300	CULVERTS, BRIDGES, GUARD RAILS		14,209.64	55.26	251.82	139.90	99,561.34	255.17
12-0400	WASHOUTS		6,229.32	24.23	.00	.00	16,046.46	41.13
Total	12-0000		73,817.55	287.07	893.23	496.24	473,042.40	1,212.40
13-0000	BETTERMENTS							
13-0100	NEW CULVERTS, RAILS, OR TILING	MC1	78,596.38	305.66	.00	.00	3,160.72	8.10
13-0200	CUTS AND FILLS	MC2	267,390.59	1,039.86	92.60	51.44	146.95	.38
Total	13-0000		345,986.97	1,345.52	92.60	51.44	3,307.67	8.48
14-0000	SPECIAL WORK							
14-0100	DUST TREATMENTS	MD1	3,500.00	13.61	.00	.00	.00	.00
14-0500	PEST CONTROL		7,781.24	30.26	.00	.00	15,860.34	40.65
Total	14-0000		11,509.65	44.76	1.67	.93	20.31	.05
Total Expense			1,344,735.04	5,229.58	19,745.58	10,969.77	1,344,375.36	3,445.61
Total No of Miles			257.1400		1.8000		390.1700	

PENNINGTON COUNTY HIGHWAY DEPARTMENT

Summary of Road Program Maintenance Costs

Account	Description	Account Code	Program 10 Through 19	Cost/Mile	Program 20 Through 29	Cost/Mile	Program 30 Through 30	Cost/Mile
11-0000	ROUTINE MAINTENANCE							
11-0100	SMOOTHING SURFACE							
	BLADING GRAVEL ROADS	MA1	92,657.02	360.34	.00	.00	374,608.92	960.12
	INSPECTING ROAD SURFACE	MA1	87,081.61	338.65	5,079.96	2,822.20	74,722.08	191.51
	SWEEPING ROAD SURFACE		104.32	.41	.00	.00	.00	.00
	EYO UNALLOCATED SPREADS		127,546.91	496.02	2,375.68	1,319.82	192,304.22	492.87
Total			307,389.86	1,195.42	7,455.64	4,142.02	641,635.22	1,644.50
11-0200	MINOR SURFACE REPAIR							
	PATCHING/CRACK FILLING BITUM.	MA2	161,511.72	628.11	5.34	2.97	.00	.00
	REPAIRING/CRACK FILLING CONC.	MA2	19,370.00	75.33	.00	.00	.00	.00
	CLEANING/SWEEPING PAVEMENT	MA2	470.39	1.83	.00	.00	.00	.00
	EYO UNALLOCATED SPREADS		5,863.58	22.80	76.08	42.27	8,845.69	22.67
Total			187,215.69	728.07	81.42	45.23	8,845.69	22.67
11-0300	CLEANING CULVERTS AND DITCHES							
	CLEANING/THAWING CULVERTS	MA3	2,185.59	8.50	151.33	84.07	2,151.51	5.51
	PICKING UP ROCK OFF ROADWAY	MA3	1,969.03	7.66	.00	.00	5,116.77	13.11
	ROAD BENEFITS ON DITCHES	MA3	631.11	2.45	.00	.00	1,358.07	3.48
	BEAVER DAMS		1,240.28	4.82	80.94	44.97	.00	.00
	LEVELING SPOILBANK		.00	.00	.00	.00	1,327.02	3.40
	EYO UNALLOCATED SPREADS		2,173.30	8.45	48.88	27.16	3,273.73	8.39
Total			8,199.31	31.89	281.15	156.19	13,227.10	33.90
11-0400	BRUSH AND WEED CONTROL							
	MOWING GRASS AND WEEDS	MA4	60,178.76	234.03	995.24	552.91	58,797.71	150.70
	SPRAYING WEEDS AND BRUSH	MA4	36,105.68	140.41	206.01	114.45	1,853.11	4.75
	CLEARING AND GRUBBING (MINOR)	MA4	2,525.16	9.82	.00	.00	2,662.29	6.82
	EYO UNALLOCATED SPREADS		21,359.84	83.07	478.62	265.90	32,191.44	82.51
Total			120,169.44	467.33	1,679.87	933.26	95,504.55	244.78
11-0500	SNOW AND ICE REMOVAL							
	MAINTAINING SNOW FENCE	MA5	1,400.89	5.45	.00	.00	1,939.22	4.97
	PLOWING AND WINGING SNOW	MA5	103,082.32	400.88	5,912.19	3,284.55	58,502.24	149.94
	SANDING AND SALTING ROADS	MA5	12,292.44	47.80	481.82	267.68	446.25	1.14
	CLEAN INTERSECTIONS		6,220.93	24.19	309.29	171.83	3,889.28	9.97
	EYO UNALLOCATED SPREADS		78,346.79	304.69	821.00	456.11	16,628.96	42.62
Total			201,343.37	783.01	7,524.30	4,180.17	81,405.95	208.64
11-0600	TRAFFIC SERVICES (INCL. SIGNS)							
	MAINTAINING POSTED SIGNS	MA6	19,448.49	75.63	644.29	357.94	4,469.00	11.45
	MAINTAINING TRAFFIC SIGNALS	MA6	6,544.37	25.45	.00	.00	.00	.00
	STRIPING PAVEMENT	MA6	44,163.23	171.75	37.44	20.80	.00	.00
	GOODRIDGE LIFT STATION	MA6	.00	.00	955.69	530.94	.00	.00
	EYO UNALLOCATED SPREADS		18,947.11	73.68	98.28	54.60	7,057.13	18.09
Total			89,103.20	346.52	1,735.70	964.28	11,526.13	29.54
Total	11-0000		913,420.87	3,552.23	18,758.08	10,421.16	852,144.64	2,184.03

PENNINGTON COUNTY HIGHWAY DEPARTMENT

Summary of Road Program Maintenance Costs

Account	Description	Account Code	Program 10 Through 19	Cost/Mile	Program 20 Through 29	Cost/Mile	Program 30 Through 30	Cost/Mile
12-0000	REPAIRS AND REPLACEMENTS							
12-0100	RESHAPING							
	RESHAPING SHOULDERS (MINOR)	MB1	721.00 721.00	2.80 2.80	49.06 49.06	27.26 27.26	296.28 296.28	.76 .76
Total								
12-0200	RESURFACING							
	SPOT GRAVELLING OF ROAD	MB2	48,724.89 3,894.34	189.49 15.14	.00 592.35	.00 329.08	355,717.66 1,420.66	911.70 3.64
	HAUL LOADER		38.36	.15	.00	.00	.00	.00
	WATER		52,657.59	204.78	592.35	329.08	357,138.32	915.34
Total								
12-0300	CULVERTS, BRIDGES, GUARD RAILS							
	REPLACING CULVERT (LIKE SIZE)	MB3	10,357.34	40.28	.00	.00	23,686.93	60.71
	REPAIRING BRIDGE	MB3	2,753.20	10.71	251.82	139.90	70,990.18	181.95
	REPAIR FLOODGATES	MB3	163.02	.63	.00	.00	1,224.97	3.14
	REPLACE MAILBOXES		501.62	1.95	.00	.00	1,648.56	4.23
	HAUL PIPE		434.46	1.69	.00	.00	2,010.70	5.15
Total			14,209.64	55.26	251.82	139.90	99,561.34	255.17
12-0400	WASHOUTS							
	REPAIRING ROADBED WASHOUT	MB4	673.77	2.62	.00	.00	10,001.66	25.63
	REPAIRING CULVERT WASHOUT	MB4	4,840.69	18.83	.00	.00	307.28	.79
	INSPECTING WASHOUTS		36.08	.14	.00	.00	3,726.71	9.55
	PUTTING UP BARRICADES		678.78	2.64	.00	.00	2,010.81	5.15
Total			6,229.32	24.23	.00	.00	16,046.46	41.13
Total			73,817.55	287.07	893.23	496.24	473,042.40	1,212.40
13-0000	BETTERMENTS							
13-0100	NEW CULVERTS, RAILS, OR TILING							
	INSTALLING CULVERT NEW/LARGER	MC1	78,241.38	304.28	.00	.00	2,500.72	6.41
	INSTALL NEW FLOODGATES	MC1	355.00	1.38	.00	.00	660.00	1.69
Total			78,596.38	305.66	.00	.00	3,160.72	8.10
13-0200	CUTS AND FILLS							
	RESHAPING SHOULDERS (MAJOR)	MC2	267,390.59 267,390.59	1,039.86 1,039.86	92.60 92.60	51.44 51.44	146.95 146.95	.38 .38
Total			345,986.97	1,345.52	92.60	51.44	3,307.67	8.48
14-0000	SPECIAL WORK							
	SURVEYING		3,500.00 3,500.00	13.61 13.61	.00 .00	.00 .00	.00 .00	.00 .00
Total								
14-0100	DUST TREATMENTS							
	APPLYING CALCIUM CHLORIDE	MD1	7,781.24 7,781.24	30.26 30.26	.00 .00	.00 .00	15,860.34 15,860.34	40.65 40.65
Total								
14-0500	PEST CONTROL							

Date: 3/1/2021
 Time: 11:16 am
 Fringe Benefits Excluded
 From 01-0001-2020
 Through 14-9999-2020

PENNINGTON COUNTY HIGHWAY DEPARTMENT

Summary of Road Maintenance by Road

Program	Road	Surface	Surf	Road Length	Level2	Description	Level3	Description	Road Cost	Cost Per Mile
Prg. 10 - 10	0010	BITUM	02	0.6000	11-0000	ROUTINE MAINTENANCE	11-0100	SMOOTHING SURFACE	1519.47	2532.52
					11-0000	ROUTINE MAINTENANCE	11-0200	MINOR SURFACE REPAIR	13.61	22.69
					11-0000	ROUTINE MAINTENANCE	11-0300	CLEANING CULVERTS AND DITCHES	5.01	8.35
					11-0000	ROUTINE MAINTENANCE	11-0400	BRUSH AND WEED CONTROL	158.58	264.34
					11-0000	ROUTINE MAINTENANCE	11-0500	SNOW AND ICE REMOVAL	1793.67	2989.46
					11-0000	ROUTINE MAINTENANCE	11-0600	TRAFFIC SERVICES (INCL. SIGNS)	10.79	17.98
					11-0000	ROUTINE MAINTENANCE		* Total	3501.13	5835.34
	0010	BITUM	02	0.6000	12-0000	REPAIRS AND REPLACEMENTS	12-0200	RESURFACING	18.26	30.43
					12-0000	REPAIRS AND REPLACEMENTS		* Total	18.26	30.43
	0010	BITUM	02	0.6000	12-0000	REPAIRS AND REPLACEMENTS		** Total	3519.39	5865.77
	0010	GRAVEL	01	10.7000	11-0000	ROUTINE MAINTENANCE	11-0100	SMOOTHING SURFACE	18901.69	1766.38
					11-0000	ROUTINE MAINTENANCE	11-0200	MINOR SURFACE REPAIR	242.80	22.69
					11-0000	ROUTINE MAINTENANCE	11-0300	CLEANING CULVERTS AND DITCHES	89.28	8.34
					11-0000	ROUTINE MAINTENANCE	11-0400	BRUSH AND WEED CONTROL	2827.83	264.26
					11-0000	ROUTINE MAINTENANCE	11-0500	SNOW AND ICE REMOVAL	31986.90	2989.45
					11-0000	ROUTINE MAINTENANCE	11-0600	TRAFFIC SERVICES (INCL. SIGNS)	394.38	36.86
					11-0000	ROUTINE MAINTENANCE		* Total	54442.88	5087.98
	0010	GRAVEL	01	10.7000	12-0000	REPAIRS AND REPLACEMENTS	12-0200	RESURFACING	325.70	30.44
					12-0000	REPAIRS AND REPLACEMENTS		* Total	325.70	30.44
	0020	GRAVEL	01	10.7000	11-0000	ROUTINE MAINTENANCE	11-0100	SMOOTHING SURFACE	54768.58	5118.42
					11-0000	ROUTINE MAINTENANCE	11-0200	MINOR SURFACE REPAIR	439.43	22.30
					11-0000	ROUTINE MAINTENANCE	11-0300	CLEANING CULVERTS AND DITCHES	157.09	7.97
					11-0000	ROUTINE MAINTENANCE	11-0400	BRUSH AND WEED CONTROL	4260.21	216.24
					11-0000	ROUTINE MAINTENANCE	11-0500	SNOW AND ICE REMOVAL	33652.17	1708.25
					11-0000	ROUTINE MAINTENANCE	11-0600	TRAFFIC SERVICES (INCL. SIGNS)	14992.50	761.03
					11-0000	ROUTINE MAINTENANCE		* Total	87692.79	4451.32
	0020	GRAVEL	01	19.7000	12-0000	REPAIRS AND REPLACEMENTS	12-0200	RESURFACING	4498.04	228.33
					12-0000	REPAIRS AND REPLACEMENTS	12-0300	CULVERTS, BRIDGES, GUARD RAILS	3701.74	187.93
					12-0000	REPAIRS AND REPLACEMENTS		* Total	8199.78	416.26
	0020	GRAVEL	01	19.7000	13-0000	BETTERMENTS	13-0100	NEW CULVERTS, RAILS, OR TILING	618.38	31.40
					13-0000	BETTERMENTS		* Total	618.38	31.40
	0020	GRAVEL	01	19.7000	13-0000	BETTERMENTS		** Total	96510.95	4898.98
	0030	BITUM	02	12.4000	11-0000	ROUTINE MAINTENANCE	11-0100	SMOOTHING SURFACE	11779.22	949.88
					11-0000	ROUTINE MAINTENANCE	11-0200	MINOR SURFACE REPAIR	19831.62	1599.32
					11-0000	ROUTINE MAINTENANCE	11-0300	CLEANING CULVERTS AND DITCHES	2718.11	219.23

PENNINGTON COUNTY HIGHWAY DEPARTMENT

Summary of Road Maintenance by Road

Program	Road	Surface	Surf	Road Length	Level2	Description	Level3	Description	Road Cost	Cost Per Mile
Prg. 10 - 10	0030	BITUM	02	12.4000	11-0000	ROUTINE MAINTENANCE	11-0400	BRUSH AND WEED CONTROL	8093.53	652.63
					11-0000	ROUTINE MAINTENANCE	11-0500	SNOW AND ICE REMOVAL	12429.33	1002.34
					11-0000	ROUTINE MAINTENANCE	11-0600	TRAFFIC SERVICES (INCL. SIGNS)	3486.65	281.20
					11-0000	ROUTINE MAINTENANCE		* Total	58338.46	4704.60
	0030	BITUM	02	12.4000	12-0000	REPAIRS AND REPLACEMENTS	12-0100	RESHAPING	548.11	44.20
					12-0000	REPAIRS AND REPLACEMENTS	12-0300	CULVERTS, BRIDGES, GUARD RAILS	423.30	34.14
					12-0000	REPAIRS AND REPLACEMENTS	12-0400	WASHOUTS	190.44	15.35
					12-0000	REPAIRS AND REPLACEMENTS		* Total	1161.85	93.69
	0030	BITUM	02	12.4000	13-0000	BETTERMENTS	13-0200	CUTS AND FILLS	53924.16	4348.72
					13-0000	BETTERMENTS		* Total	53924.16	4348.72
	0030	BITUM	02	12.4000	14-0000	SPECIAL WORK	14-0500	PEST CONTROL	99.28	8.00
					14-0000	SPECIAL WORK		* Total	99.28	8.00
					14-0000	SPECIAL WORK		** Total	113523.75	9155.01
	0030	BITUM	02	12.4000	11-0000	ROUTINE MAINTENANCE	11-0100	SMOOTHING SURFACE	10111.50	1509.20
	0031	BITUM	02	6.7000	11-0000	ROUTINE MAINTENANCE	11-0200	MINOR SURFACE REPAIR	8050.46	1201.57
					11-0000	ROUTINE MAINTENANCE	11-0300	CLEANING CULVERTS AND DITCHES	77.44	11.56
					11-0000	ROUTINE MAINTENANCE	11-0400	BRUSH AND WEED CONTROL	3830.18	571.67
					11-0000	ROUTINE MAINTENANCE	11-0500	SNOW AND ICE REMOVAL	5258.06	784.76
					11-0000	ROUTINE MAINTENANCE	11-0600	TRAFFIC SERVICES (INCL. SIGNS)	7884.82	1176.86
					11-0000	ROUTINE MAINTENANCE		* Total	35212.46	5255.62
	0031	BITUM	02	6.7000	12-0000	REPAIRS AND REPLACEMENTS	12-0400	WASHOUTS	3579.46	534.26
					12-0000	REPAIRS AND REPLACEMENTS		* Total	3579.46	534.26
					12-0000	REPAIRS AND REPLACEMENTS		** Total	38791.92	5789.88
	0032	BITUM	02	11.5000	11-0000	ROUTINE MAINTENANCE	11-0100	SMOOTHING SURFACE	10295.54	895.24
					11-0000	ROUTINE MAINTENANCE	11-0200	MINOR SURFACE REPAIR	1019.06	88.62
					11-0000	ROUTINE MAINTENANCE	11-0300	CLEANING CULVERTS AND DITCHES	83.60	7.27
					11-0000	ROUTINE MAINTENANCE	11-0400	BRUSH AND WEED CONTROL	4068.24	353.76
					11-0000	ROUTINE MAINTENANCE	11-0500	SNOW AND ICE REMOVAL	4746.16	412.73
					11-0000	ROUTINE MAINTENANCE	11-0600	TRAFFIC SERVICES (INCL. SIGNS)	1641.14	142.71
					11-0000	ROUTINE MAINTENANCE		* Total	21853.74	1900.33
	0032	BITUM	02	11.5000	12-0000	REPAIRS AND REPLACEMENTS	12-0200	RESURFACING	605.59	52.66
					12-0000	REPAIRS AND REPLACEMENTS	12-0400	WASHOUTS	504.49	43.87
					12-0000	REPAIRS AND REPLACEMENTS		* Total	1110.08	96.53
	0032	BITUM	02	11.5000	11-0000	ROUTINE MAINTENANCE	11-0100	SMOOTHING SURFACE	22963.82	1996.86
	0033	BITUM	02	10.4000	11-0000	ROUTINE MAINTENANCE	11-0200	MINOR SURFACE REPAIR	13617.63	1309.46
					11-0000	ROUTINE MAINTENANCE		* Total	493.73	47.46

PENNINGTON COUNTY HIGHWAY DEPARTMENT

Summary of Road Maintenance by Road

Program	Road	Surface	Surf	Road Length	Level2	Description	Level3	Description	Road Cost	Cost Per Mile
Prg. 10 - 10	0033	BITUM	02	10.4000	11-0000	ROUTINE MAINTENANCE	11-0300	CLEANING CULVERTS AND DITCHES	297.31	28.59
					11-0000	ROUTINE MAINTENANCE	11-0400	BRUSH AND WEED CONTROL	5340.64	513.52
					11-0000	ROUTINE MAINTENANCE	11-0500	SNOW AND ICE REMOVAL	7419.15	713.40
					11-0000	ROUTINE MAINTENANCE	11-0600	TRAFFIC SERVICES (INCL. SIGNS)	7659.89	736.51
					11-0000	ROUTINE MAINTENANCE		* Total	34828.35	3348.94
	0033	BITUM	02	10.4000	12-0000	REPAIRS AND REPLACEMENTS	12-0300	CULVERTS, BRIDGES, GUARD RAILS	341.70	32.86
					12-0000	REPAIRS AND REPLACEMENTS		* Total	341.70	32.86
	0060	BITUM	02	6.0000	11-0000	ROUTINE MAINTENANCE	11-0100	SMOOTHING SURFACE	4456.72	742.79
					11-0000	ROUTINE MAINTENANCE	11-0200	MINOR SURFACE REPAIR	145.94	24.33
	0060	BITUM	02	6.0000	11-0000	ROUTINE MAINTENANCE	11-0300	CLEANING CULVERTS AND DITCHES	59.46	9.91
11-0000					ROUTINE MAINTENANCE	11-0400	BRUSH AND WEED CONTROL	4054.64	675.82	
11-0000					ROUTINE MAINTENANCE	11-0500	SNOW AND ICE REMOVAL	2635.91	439.40	
11-0000					ROUTINE MAINTENANCE	11-0600	TRAFFIC SERVICES (INCL. SIGNS)	5014.06	835.67	
11-0000					ROUTINE MAINTENANCE		* Total	16366.73	2727.92	
0060		BITUM	02	6.0000	12-0000	REPAIRS AND REPLACEMENTS	12-0200	RESURFACING	3401.71	566.95
					12-0000	REPAIRS AND REPLACEMENTS		* Total	3401.71	566.95
0060		GRAVEL	01	8.0000	11-0000	ROUTINE MAINTENANCE	11-0100	SMOOTHING SURFACE	14793.74	1849.23
					11-0000	ROUTINE MAINTENANCE	11-0200	MINOR SURFACE REPAIR	194.58	24.32
					11-0000	ROUTINE MAINTENANCE	11-0300	CLEANING CULVERTS AND DITCHES	128.95	16.12
	11-0000				ROUTINE MAINTENANCE	11-0400	BRUSH AND WEED CONTROL	5056.19	632.02	
	11-0000				ROUTINE MAINTENANCE	11-0500	SNOW AND ICE REMOVAL	2442.81	305.36	
	0060	GRAVEL	01	8.0000	11-0000	ROUTINE MAINTENANCE	11-0600	TRAFFIC SERVICES (INCL. SIGNS)	168.36	21.04
					11-0000	ROUTINE MAINTENANCE		* Total	22784.63	2848.09
	0060	GRAVEL	01	8.0000	12-0000	REPAIRS AND REPLACEMENTS	12-0200	RESURFACING	16668.34	2083.56
					12-0000	REPAIRS AND REPLACEMENTS		* Total	16668.34	2083.56
	0060	GRAVEL	01	8.0000	13-0000	BETTERMENTS	13-0200	CUTS AND FILLS	11886.59	1485.87
13-0000					BETTERMENTS		* Total	11886.59	1485.87	
0070	BITUM	02	18.8000	11-0000	ROUTINE MAINTENANCE	11-0100	SMOOTHING SURFACE	7902.01	420.30	
				11-0000	ROUTINE MAINTENANCE	11-0200	MINOR SURFACE REPAIR	372.22	19.79	
0070	BITUM	02	18.8000	11-0000	ROUTINE MAINTENANCE	11-0300	CLEANING CULVERTS AND DITCHES	337.62	17.95	
				11-0000	ROUTINE MAINTENANCE	11-0400	BRUSH AND WEED CONTROL	12160.96	646.86	
0070	BITUM	02	18.8000	11-0000	ROUTINE MAINTENANCE	11-0500	SNOW AND ICE REMOVAL	9195.06	489.05	
				11-0000	ROUTINE MAINTENANCE		** Total	51339.56	6417.52	

PENNINGTON COUNTY HIGHWAY DEPARTMENT
 Summary of Road Maintenance by Road

Program	Road	Surface	Surf	Road Length	Level2	Description	Level3	Description	Road Cost	Cost Per Mile
Prg. 10 - 10	0070	BITUM	02	18.8000	11-0000	ROUTINE MAINTENANCE	11-0600	TRAFFIC SERVICES (INCL. SIGNS)	1592.83	84.73
					11-0000	ROUTINE MAINTENANCE		* Total	31560.70	1678.68
	0070	BITUM	02	18.8000	12-0000	REPAIRS AND REPLACEMENTS	12-0300	CULVERTS, BRIDGES, GUARD RAILS	407.74	21.70
					12-0000	REPAIRS AND REPLACEMENTS		* Total	407.74	21.70
	0070	BITUM	02	18.8000	13-0000	BETTERMENTS	13-0200	CUTS AND FILLS	33929.28	1804.75
					13-0000	BETTERMENTS		* Total	33929.28	1804.75
	0070	BITUM	02	18.8000	14-0000	SPECIAL WORK	14-0100	DUST TREATMENTS	156.48	8.33
					14-0000	SPECIAL WORK		* Total	156.48	8.33
	0070	BITUM	02	18.8000				** Total	66054.20	3513.46
	0080	BITUM	02	9.5000	11-0000	ROUTINE MAINTENANCE	11-0100	SMOOTHING SURFACE	6084.03	640.42
0080					11-0000	ROUTINE MAINTENANCE	11-0200	MINOR SURFACE REPAIR	216.94	22.83
					11-0000	ROUTINE MAINTENANCE	11-0300	CLEANING CULVERTS AND DITCHES	830.07	87.36
					11-0000	ROUTINE MAINTENANCE	11-0400	BRUSH AND WEED CONTROL	6007.24	632.32
					11-0000	ROUTINE MAINTENANCE	11-0500	SNOW AND ICE REMOVAL	8054.01	847.73
					11-0000	ROUTINE MAINTENANCE	11-0600	TRAFFIC SERVICES (INCL. SIGNS)	2655.07	279.51
					11-0000	ROUTINE MAINTENANCE		* Total	23847.36	2510.17
					12-0000	REPAIRS AND REPLACEMENTS	12-0200	RESURFACING	38.36	4.04
					12-0000	REPAIRS AND REPLACEMENTS	12-0300	CULVERTS, BRIDGES, GUARD RAILS	3143.30	330.85
					12-0000	REPAIRS AND REPLACEMENTS		* Total	3181.66	334.89
					13-0000	BETTERMENTS	13-0200	CUTS AND FILLS	44157.96	4648.21
0080					13-0000	BETTERMENTS		* Total	44157.96	4648.21
					14-0000	SPECIAL WORK		* Total	3500.00	368.42
					14-0000	SPECIAL WORK	14-0100	DUST TREATMENTS	4077.09	429.18
					14-0000	SPECIAL WORK		* Total	7577.09	797.60
					14-0000	SPECIAL WORK		** Total	78764.07	8290.87
	0080	BITUM	02	9.5000	11-0000	ROUTINE MAINTENANCE	11-0100	SMOOTHING SURFACE	7389.98	1642.25
	0090	GRAVEL	01	4.5000	11-0000	ROUTINE MAINTENANCE	11-0200	MINOR SURFACE REPAIR	96.60	21.45
					11-0000	ROUTINE MAINTENANCE	11-0300	CLEANING CULVERTS AND DITCHES	730.52	162.32
					11-0000	ROUTINE MAINTENANCE	11-0400	BRUSH AND WEED CONTROL	1066.77	237.06
					11-0000	ROUTINE MAINTENANCE	11-0500	SNOW AND ICE REMOVAL	827.95	183.97
				11-0000	ROUTINE MAINTENANCE	11-0600	TRAFFIC SERVICES (INCL. SIGNS)	180.73	40.15	
				11-0000	ROUTINE MAINTENANCE		* Total	10292.55	2287.20	
0090	GRAVEL	01	4.5000				** Total	10292.55	2287.20	
0100					11-0000	ROUTINE MAINTENANCE	11-0100	SMOOTHING SURFACE	7451.59	513.86
					11-0000	ROUTINE MAINTENANCE	11-0200	MINOR SURFACE REPAIR	283.45	19.54
					11-0000	ROUTINE MAINTENANCE	11-0300	CLEANING CULVERTS AND DITCHES	224.37	15.47

Summary of Road Maintenance by Road

Program

Road	Surface	Surf	Road Length	Level2	Description	Level3	Description	Road Cost	Cost Per Mile
0100	BITUM	02	14.5000	11-0000	ROUTINE MAINTENANCE	11-0400	BRUSH AND WEED CONTROL	5473.98	377.53
				11-0000	ROUTINE MAINTENANCE	11-0500	SNOW AND ICE REMOVAL	4818.26	332.36
				11-0000	ROUTINE MAINTENANCE	11-0600	TRAFFIC SERVICES (INCL. SIGNS)	1637.10	112.90
				11-0000	ROUTINE MAINTENANCE		* Total	19888.75	1371.66
0100	BITUM	02	14.5000	13-0000	BETTERMENTS	13-0200	CUTS AND FILLS	49896.00	3441.10
				13-0000	BETTERMENTS		* Total	49896.00	3441.10
0100	BITUM	02	14.5000	14-0000	SPECIAL WORK	14-0500	PEST CONTROL	67.52	4.66
				14-0000	SPECIAL WORK		* Total	67.52	4.66
0100	BITUM	02	14.5000	11-0000	ROUTINE MAINTENANCE	11-0100	SMOOTHING SURFACE	69852.27	4817.42
0120	BITUM	02	8.0000	11-0000	ROUTINE MAINTENANCE	11-0200	MINOR SURFACE REPAIR	4116.69	514.59
				11-0000	ROUTINE MAINTENANCE	11-0300	CLEANING CULVERTS AND DITCHES	159.21	19.89
				11-0000	ROUTINE MAINTENANCE	11-0400	BRUSH AND WEED CONTROL	87.52	10.94
				11-0000	ROUTINE MAINTENANCE	11-0500	SNOW AND ICE REMOVAL	4952.27	619.05
				11-0000	ROUTINE MAINTENANCE	11-0600	TRAFFIC SERVICES (INCL. SIGNS)	3657.47	457.26
				11-0000	ROUTINE MAINTENANCE		* Total	102.18	12.77
0120	BITUM	02	8.0000	12-0000	REPAIRS AND REPLACEMENTS	12-0100	RESHAPING	13075.34	1634.50
				12-0000	REPAIRS AND REPLACEMENTS		* Total	32.16	4.02
0120	BITUM	02	8.0000	13-0000	BETTERMENTS	13-0200	CUTS AND FILLS	27941.76	3492.72
				13-0000	BETTERMENTS		* Total	27941.76	3492.72
0120	BITUM	02	8.0000	11-0000	ROUTINE MAINTENANCE	11-0100	SMOOTHING SURFACE	41049.26	5131.24
0130	BITUM	02	3.0000	11-0000	ROUTINE MAINTENANCE	11-0200	MINOR SURFACE REPAIR	3485.51	1161.87
				11-0000	ROUTINE MAINTENANCE	11-0300	CLEANING CULVERTS AND DITCHES	72.49	24.16
				11-0000	ROUTINE MAINTENANCE	11-0400	BRUSH AND WEED CONTROL	2914.11	971.34
				11-0000	ROUTINE MAINTENANCE	11-0500	SNOW AND ICE REMOVAL	2613.96	871.34
				11-0000	ROUTINE MAINTENANCE	11-0600	TRAFFIC SERVICES (INCL. SIGNS)	299.56	99.85
				11-0000	ROUTINE MAINTENANCE		* Total	9414.91	3138.32
0130	BITUM	02	3.0000	12-0000	REPAIRS AND REPLACEMENTS	12-0400	WASHOUTS	377.13	125.71
				12-0000	REPAIRS AND REPLACEMENTS		* Total	377.13	125.71
0130	BITUM	02	3.0000	13-0000	BETTERMENTS	13-0200	CUTS AND FILLS	9480.24	3160.08
				13-0000	BETTERMENTS		* Total	9480.24	3160.08
0130	BITUM	02	3.0000	11-0000	ROUTINE MAINTENANCE	11-0100	SMOOTHING SURFACE	19272.28	6424.11
0140	BITUM	02	3.7000	11-0000	ROUTINE MAINTENANCE	11-0200	MINOR SURFACE REPAIR	4182.63	1130.43
				11-0000	ROUTINE MAINTENANCE	11-0300	CLEANING CULVERTS AND DITCHES	91.88	24.82
				11-0000	ROUTINE MAINTENANCE		* Total	175.45	47.41

Date: 3/1/2021

Time: 11:16 am

Fringe Benefits Excluded

From 01-0001-2020

Through 14-9999-2020

PENNINGTON COUNTY HIGHWAY DEPARTMENT

Summary of Road Maintenance by Road

Program

Road	Surface	Surf	Road Length	Level2	Description	Level3	Description	Road Cost	Cost Per Mile
0140	BITUM	02	3.7000	11-0000	ROUTINE MAINTENANCE	11-0400	BRUSH AND WEED CONTROL	3058.99	826.76
				11-0000	ROUTINE MAINTENANCE	11-0500	SNOW AND ICE REMOVAL	3778.35	1021.17
				11-0000	ROUTINE MAINTENANCE	11-0600	TRAFFIC SERVICES (INCL. SIGNS)	473.27	127.92
				11-0000	ROUTINE MAINTENANCE		* Total	11760.57	3178.51
0140	BITUM	02	3.7000	12-0000	REPAIRS AND REPLACEMENTS	12-0200	RESURFACING	1711.40	462.54
				12-0000	REPAIRS AND REPLACEMENTS		* Total	1711.40	462.54
0140	BITUM	02	3.7000	13-0000	BETTERMENTS	13-0200	CUTS AND FILLS	15717.24	4247.90
				13-0000	BETTERMENTS		* Total	15717.24	4247.90
0140	BITUM	02	3.7000				** Total	29189.21	7888.95
0150	GRAVEL	01	11.5000	11-0000	ROUTINE MAINTENANCE	11-0100	SMOOTHING SURFACE	23845.01	2073.36
				11-0000	ROUTINE MAINTENANCE	11-0200	MINOR SURFACE REPAIR	273.02	23.73
				11-0000	ROUTINE MAINTENANCE	11-0300	CLEANING CULVERTS AND DITCHES	456.64	39.70
				11-0000	ROUTINE MAINTENANCE	11-0400	BRUSH AND WEED CONTROL	4400.18	382.61
				11-0000	ROUTINE MAINTENANCE	11-0500	SNOW AND ICE REMOVAL	3081.51	268.00
				11-0000	ROUTINE MAINTENANCE	11-0600	TRAFFIC SERVICES (INCL. SIGNS)	325.18	28.27
				11-0000	ROUTINE MAINTENANCE		* Total	32381.54	2815.67
0150	GRAVEL	01	11.5000	12-0000	REPAIRS AND REPLACEMENTS	12-0200	RESURFACING	3355.43	291.78
				12-0000	REPAIRS AND REPLACEMENTS	12-0300	CULVERTS, BRIDGES, GUARD RAILS	3029.60	263.45
				12-0000	REPAIRS AND REPLACEMENTS	12-0400	WASHOUTS	678.78	59.01
				12-0000	REPAIRS AND REPLACEMENTS		* Total	7063.81	614.24
0150	GRAVEL	01	11.5000				** Total	39445.35	3429.91
0160	BITUM	02	2.4100	11-0000	ROUTINE MAINTENANCE	11-0100	SMOOTHING SURFACE	3112.65	1291.57
				11-0000	ROUTINE MAINTENANCE	11-0200	MINOR SURFACE REPAIR	66.05	27.41
				11-0000	ROUTINE MAINTENANCE	11-0300	CLEANING CULVERTS AND DITCHES	31.04	12.88
				11-0000	ROUTINE MAINTENANCE	11-0400	BRUSH AND WEED CONTROL	1722.84	714.87
				11-0000	ROUTINE MAINTENANCE	11-0500	SNOW AND ICE REMOVAL	3047.94	1264.75
				11-0000	ROUTINE MAINTENANCE	11-0600	TRAFFIC SERVICES (INCL. SIGNS)	1439.39	597.23
				11-0000	ROUTINE MAINTENANCE		* Total	9419.91	3908.71
0160	BITUM	02	2.4100	12-0000	REPAIRS AND REPLACEMENTS	12-0100	RESHAPING	140.73	58.41
				12-0000	REPAIRS AND REPLACEMENTS	12-0300	CULVERTS, BRIDGES, GUARD RAILS	662.80	275.02
				12-0000	REPAIRS AND REPLACEMENTS		* Total	803.53	333.43
0160	BITUM	02	2.4100	13-0000	BETTERMENTS	13-0100	NEW CULVERTS, RAILS, OR TILING	77268.09	32061.45
				13-0000	BETTERMENTS		* Total	77268.09	32061.45
0170	BITUM	02	5.0000	11-0000	ROUTINE MAINTENANCE	11-0100	SMOOTHING SURFACE	87491.53	36303.59
				11-0000	ROUTINE MAINTENANCE	11-0200	MINOR SURFACE REPAIR	11733.10	2346.49
							** Total	160.11	32.01

PENNINGTON COUNTY HIGHWAY DEPARTMENT

Summary of Road Maintenance by Road

Program	Road	Surface	Surf	Road Length	Level2	Description	Level3	Description	Road Cost	Cost Per Mile
Prg. 10 - 10	0170	BITUM	02	5.0000	11-0000	ROUTINE MAINTENANCE	11-0300	CLEANING CULVERTS AND DITCHES	86.55	17.31
					11-0000	ROUTINE MAINTENANCE	11-0400	BRUSH AND WEED CONTROL	3157.27	631.49
					11-0000	ROUTINE MAINTENANCE	11-0500	SNOW AND ICE REMOVAL	4702.25	940.52
					11-0000	ROUTINE MAINTENANCE	11-0600	TRAFFIC SERVICES (INCL. SIGNS)	1575.61	315.13
					11-0000	ROUTINE MAINTENANCE		* Total	21414.89	4282.95
	0170	BITUM	02	5.0000	12-0000	REPAIRS AND REPLACEMENTS	12-0200	RESURFACING	7931.76	1586.32
					12-0000	REPAIRS AND REPLACEMENTS	12-0400	WASHOUTS	286.89	57.38
					12-0000	REPAIRS AND REPLACEMENTS		* Total	8218.65	1643.70
	0170	BITUM	02	5.0000	14-0000	SPECIAL WORK	14-0100	DUST TREATMENTS	3352.05	670.41
					14-0000	SPECIAL WORK		** Total	3352.05	670.41
	0170	BITUM	02	5.0000	11-0000	ROUTINE MAINTENANCE	11-0100	SMOOTHING SURFACE	4912.47	3341.78
					11-0000	ROUTINE MAINTENANCE	11-0200	MINOR SURFACE REPAIR	47.08	32.02
					11-0000	ROUTINE MAINTENANCE	11-0300	CLEANING CULVERTS AND DITCHES	25.45	17.31
					11-0000	ROUTINE MAINTENANCE	11-0400	BRUSH AND WEED CONTROL	741.56	504.42
					11-0000	ROUTINE MAINTENANCE	11-0500	SNOW AND ICE REMOVAL	2187.92	1488.36
					11-0000	ROUTINE MAINTENANCE	11-0600	TRAFFIC SERVICES (INCL. SIGNS)	111.38	75.77
					11-0000	ROUTINE MAINTENANCE		* Total	8025.86	5459.66
	0170	GRAVEL	01	1.4700	12-0000	REPAIRS AND REPLACEMENTS	12-0200	RESURFACING	5284.93	3595.20
					12-0000	REPAIRS AND REPLACEMENTS	12-0400	WASHOUTS	70.18	47.74
					12-0000	REPAIRS AND REPLACEMENTS		* Total	5355.11	3642.94
	0170	GRAVEL	01	1.4700	14-0000	SPECIAL WORK	14-0100	DUST TREATMENTS	19.64	13.36
					14-0000	SPECIAL WORK		* Total	19.64	13.36
	0170	GRAVEL	01	1.4700	11-0000	ROUTINE MAINTENANCE	11-0100	SMOOTHING SURFACE	13400.61	9115.96
	0171	BITUM	02	4.0000	11-0000	ROUTINE MAINTENANCE	11-0200	MINOR SURFACE REPAIR	6401.35	1600.40
					11-0000	ROUTINE MAINTENANCE	11-0300	CLEANING CULVERTS AND DITCHES	97.90	24.48
					11-0000	ROUTINE MAINTENANCE	11-0400	BRUSH AND WEED CONTROL	40.23	10.06
					11-0000	ROUTINE MAINTENANCE	11-0500	SNOW AND ICE REMOVAL	3654.28	913.59
					11-0000	ROUTINE MAINTENANCE	11-0600	TRAFFIC SERVICES (INCL. SIGNS)	2539.31	634.92
					11-0000	ROUTINE MAINTENANCE		* Total	333.12	83.29
	0171	BITUM	02	4.0000	11-0000	ROUTINE MAINTENANCE		** Total	13066.19	3266.74
	0180	BITUM	02	3.5500	11-0000	ROUTINE MAINTENANCE	11-0100	SMOOTHING SURFACE	2727.00	768.15
					11-0000	ROUTINE MAINTENANCE	11-0200	MINOR SURFACE REPAIR	17914.39	5046.29
					11-0000	ROUTINE MAINTENANCE	11-0300	CLEANING CULVERTS AND DITCHES	29.36	8.26
					11-0000	ROUTINE MAINTENANCE	11-0400	BRUSH AND WEED CONTROL	2625.29	739.51

PENNINGTON COUNTY HIGHWAY DEPARTMENT

Summary of Road Maintenance by Road

Program	Road	Surface	Surf	Road Length	Level2	Description	Level3	Description	Road Cost	Cost Per Mile
Prg. 10 - 10	0180	BITUM	02	3.5500	11-0000	ROUTINE MAINTENANCE	11-0500	SNOW AND ICE REMOVAL	2424.34	682.92
					11-0000	ROUTINE MAINTENANCE	11-0600	TRAFFIC SERVICES (INCL. SIGNS)	188.43	53.08
					11-0000	ROUTINE MAINTENANCE		* Total	25908.81	7298.21
	0180	BITUM	02	3.5500	12-0000	REPAIRS AND REPLACEMENTS	12-0300	CULVERTS, BRIDGES, GUARD RAILS	204.36	57.56
					12-0000	REPAIRS AND REPLACEMENTS		* Total	204.36	57.56
								** Total	26113.17	7355.77
	0190	GRAVEL	01	2.7000	11-0000	ROUTINE MAINTENANCE	11-0100	SMOOTHING SURFACE	7871.88	2915.37
					11-0000	ROUTINE MAINTENANCE	11-0200	MINOR SURFACE REPAIR	71.70	26.55
					11-0000	ROUTINE MAINTENANCE	11-0300	CLEANING CULVERTS AND DITCHES	32.55	12.06
					11-0000	ROUTINE MAINTENANCE	11-0400	BRUSH AND WEED CONTROL	676.71	250.63
					11-0000	ROUTINE MAINTENANCE	11-0500	SNOW AND ICE REMOVAL	1003.53	371.62
					11-0000	ROUTINE MAINTENANCE	11-0600	TRAFFIC SERVICES (INCL. SIGNS)	68.09	25.21
					11-0000	ROUTINE MAINTENANCE		* Total	9724.46	3601.44
	0190	GRAVEL	01	2.7000	14-0000	SPECIAL WORK	14-0100	DUST TREATMENTS	99.94	37.01
					14-0000	SPECIAL WORK		* Total	99.94	37.01
								** Total	9824.40	3638.45
	0200	BITUM	02	7.4000	11-0000	ROUTINE MAINTENANCE	11-0100	SMOOTHING SURFACE	5515.90	745.43
					11-0000	ROUTINE MAINTENANCE	11-0200	MINOR SURFACE REPAIR	50621.81	6840.77
					11-0000	ROUTINE MAINTENANCE	11-0300	CLEANING CULVERTS AND DITCHES	64.34	8.69
					11-0000	ROUTINE MAINTENANCE	11-0400	BRUSH AND WEED CONTROL	4942.45	667.91
					11-0000	ROUTINE MAINTENANCE	11-0500	SNOW AND ICE REMOVAL	5005.04	676.37
					11-0000	ROUTINE MAINTENANCE	11-0600	TRAFFIC SERVICES (INCL. SIGNS)	730.48	98.70
					11-0000	ROUTINE MAINTENANCE		* Total	66880.02	9037.87
	0200	BITUM	02	7.4000	12-0000	REPAIRS AND REPLACEMENTS	12-0300	CULVERTS, BRIDGES, GUARD RAILS	367.38	49.66
					12-0000	REPAIRS AND REPLACEMENTS		* Total	367.38	49.66
	0200	BITUM	02	7.4000	13-0000	BETTERMENTS	13-0100	NEW CULVERTS, RAILS, OR TILING	709.91	95.93
					13-0000	BETTERMENTS		* Total	709.91	95.93
								** Total	67957.31	9183.46
	0210	GRAVEL	01	3.5000	11-0000	ROUTINE MAINTENANCE	11-0100	SMOOTHING SURFACE	8744.16	2498.33
					11-0000	ROUTINE MAINTENANCE	11-0200	MINOR SURFACE REPAIR	85.39	24.40
					11-0000	ROUTINE MAINTENANCE	11-0300	CLEANING CULVERTS AND DITCHES	34.94	9.98
					11-0000	ROUTINE MAINTENANCE	11-0400	BRUSH AND WEED CONTROL	730.60	208.74
					11-0000	ROUTINE MAINTENANCE	11-0500	SNOW AND ICE REMOVAL	1063.03	303.70
					11-0000	ROUTINE MAINTENANCE	11-0600	TRAFFIC SERVICES (INCL. SIGNS)	74.13	21.17
								* Total	10732.25	3066.32
								** Total	10732.25	3066.32

PENNINGTON COUNTY HIGHWAY DEPARTMENT

Summary of Road Maintenance by Road

Program	Road	Surface	Surf	Road Length	Level2	Description	Level3	Description	Road Cost	Cost Per Mile
Prg. 10 - 10	0220	BITUM	02	10.5000	11-0000	ROUTINE MAINTENANCE	11-0100	SMOOTHING SURFACE	7665.86	730.11
					11-0000	ROUTINE MAINTENANCE	11-0200	MINOR SURFACE REPAIR	206.39	19.64
					11-0000	ROUTINE MAINTENANCE	11-0300	CLEANING CULVERTS AND DITCHES	274.61	26.16
					11-0000	ROUTINE MAINTENANCE	11-0400	BRUSH AND WEED CONTROL	2665.02	253.82
					11-0000	ROUTINE MAINTENANCE	11-0500	SNOW AND ICE REMOVAL	4665.62	444.36
					11-0000	ROUTINE MAINTENANCE	11-0600	TRAFFIC SERVICES (INCL. SIGNS)	865.42	82.43
					11-0000	ROUTINE MAINTENANCE		* Total	16342.92	1556.52
					12-0000	REPAIRS AND REPLACEMENTS	12-0300	CULVERTS, BRIDGES, GUARD RAILS	127.45	12.14
					12-0000	REPAIRS AND REPLACEMENTS	12-0400	WASHOUTS	397.93	37.90
								* Total	525.38	50.04
			** Total	16868.30	1606.56					
0220	GRAVEL	01	3.8000	11-0000	ROUTINE MAINTENANCE	11-0100	SMOOTHING SURFACE	2733.93	719.44	
				11-0000	ROUTINE MAINTENANCE	11-0200	MINOR SURFACE REPAIR	74.68	19.64	
				11-0000	ROUTINE MAINTENANCE	11-0300	CLEANING CULVERTS AND DITCHES	62.59	16.47	
				11-0000	ROUTINE MAINTENANCE	11-0400	BRUSH AND WEED CONTROL	964.50	253.79	
				11-0000	ROUTINE MAINTENANCE	11-0500	SNOW AND ICE REMOVAL	994.25	261.72	
				11-0000	ROUTINE MAINTENANCE	11-0600	TRAFFIC SERVICES (INCL. SIGNS)	138.59	36.47	
				11-0000	ROUTINE MAINTENANCE		* Total	4968.54	1307.53	
				12-0000	REPAIRS AND REPLACEMENTS	12-0300	CULVERTS, BRIDGES, GUARD RAILS	552.51	145.39	
				12-0000	REPAIRS AND REPLACEMENTS	12-0400	WASHOUTS	144.02	37.90	
							* Total	696.53	183.29	
			** Total	5665.07	1490.82					
0220	GRAVEL	01	3.8000	11-0000	ROUTINE MAINTENANCE	11-0100	SMOOTHING SURFACE	2784.71	732.81	
				11-0000	ROUTINE MAINTENANCE	11-0200	MINOR SURFACE REPAIR	79.04	20.79	
				11-0000	ROUTINE MAINTENANCE	11-0300	CLEANING CULVERTS AND DITCHES	24.81	6.53	
				11-0000	ROUTINE MAINTENANCE	11-0400	BRUSH AND WEED CONTROL	1421.50	374.09	
				11-0000	ROUTINE MAINTENANCE	11-0500	SNOW AND ICE REMOVAL	1866.68	491.25	
				11-0000	ROUTINE MAINTENANCE	11-0600	TRAFFIC SERVICES (INCL. SIGNS)	3331.56	876.72	
				11-0000	ROUTINE MAINTENANCE		* Total	9508.30	2502.19	
				12-0000	REPAIRS AND REPLACEMENTS	12-0300	CULVERTS, BRIDGES, GUARD RAILS	552.51	145.39	
				12-0000	REPAIRS AND REPLACEMENTS	12-0400	WASHOUTS	144.02	37.90	
							* Total	696.53	183.29	
			** Total	5665.07	1490.82					
0230	BITUM	02	3.8000	11-0000	ROUTINE MAINTENANCE	11-0100	SMOOTHING SURFACE	5079.03	1269.76	
				11-0000	ROUTINE MAINTENANCE	11-0200	MINOR SURFACE REPAIR	83.21	20.81	
				11-0000	ROUTINE MAINTENANCE	11-0300	CLEANING CULVERTS AND DITCHES	199.89	49.98	
				11-0000	ROUTINE MAINTENANCE	11-0400	BRUSH AND WEED CONTROL	1340.67	335.23	
				11-0000	ROUTINE MAINTENANCE	11-0500	SNOW AND ICE REMOVAL	1593.26	398.41	
				11-0000	ROUTINE MAINTENANCE	11-0600	TRAFFIC SERVICES (INCL. SIGNS)	3331.56	876.72	
				11-0000	ROUTINE MAINTENANCE		* Total	9508.30	2502.19	
				12-0000	REPAIRS AND REPLACEMENTS	12-0300	CULVERTS, BRIDGES, GUARD RAILS	552.51	145.39	
				12-0000	REPAIRS AND REPLACEMENTS	12-0400	WASHOUTS	144.02	37.90	
							* Total	696.53	183.29	
			** Total	5665.07	1490.82					

Summary of Road Maintenance by Road

Program

Program	Road	Surface	Surf	Road Length	Level2	Description	Level3	Description	Road Cost	Cost Per Mile
Prg. 10 - 10	0230	GRAVEL	01	4.0000	11-0000	ROUTINE MAINTENANCE	11-0600	TRAFFIC SERVICES (INCL. SIGNS)	301.42	75.38
					11-0000	ROUTINE MAINTENANCE		* Total	8597.48	2149.57
	0230	GRAVEL	01	4.0000				** Total	8597.48	2149.57
	0240	BITUM	02	7.0000	11-0000	ROUTINE MAINTENANCE	11-0100	SMOOTHING SURFACE	6299.61	899.91
					11-0000	ROUTINE MAINTENANCE	11-0200	MINOR SURFACE REPAIR	83478.85	11925.55
					11-0000	ROUTINE MAINTENANCE	11-0300	CLEANING CULVERTS AND DITCHES	75.42	10.78
					11-0000	ROUTINE MAINTENANCE	11-0400	BRUSH AND WEED CONTROL	2096.58	299.51
					11-0000	ROUTINE MAINTENANCE	11-0500	SNOW AND ICE REMOVAL	5474.38	782.07
					11-0000	ROUTINE MAINTENANCE	11-0600	TRAFFIC SERVICES (INCL. SIGNS)	6944.79	992.11
					11-0000	ROUTINE MAINTENANCE		* Total	104369.63	14909.93
	0240	BITUM	02	7.0000	12-0000	REPAIRS AND REPLACEMENTS	12-0300	CULVERTS, BRIDGES, GUARD RAILS	341.70	48.81
					12-0000	REPAIRS AND REPLACEMENTS		* Total	341.70	48.81
	0240	BITUM	02	7.0000				** Total	104711.33	14958.74
	0250	BITUM	02	3.9000	11-0000	ROUTINE MAINTENANCE	11-0100	SMOOTHING SURFACE	4066.21	1042.59
					11-0000	ROUTINE MAINTENANCE	11-0200	MINOR SURFACE REPAIR	87.76	22.50
					11-0000	ROUTINE MAINTENANCE	11-0300	CLEANING CULVERTS AND DITCHES	31.84	8.16
					11-0000	ROUTINE MAINTENANCE	11-0400	BRUSH AND WEED CONTROL	2076.03	532.32
					11-0000	ROUTINE MAINTENANCE	11-0500	SNOW AND ICE REMOVAL	2854.62	731.98
					11-0000	ROUTINE MAINTENANCE	11-0600	TRAFFIC SERVICES (INCL. SIGNS)	3664.53	939.62
					11-0000	ROUTINE MAINTENANCE		* Total	12780.99	3277.17
	0250	BITUM	02	3.9000				** Total	12780.99	3277.17
	0260	GRAVEL	01	9.5000	11-0000	ROUTINE MAINTENANCE	11-0100	SMOOTHING SURFACE	15782.99	1661.30
					11-0000	ROUTINE MAINTENANCE	11-0200	MINOR SURFACE REPAIR	213.28	22.44
					11-0000	ROUTINE MAINTENANCE	11-0300	CLEANING CULVERTS AND DITCHES	226.01	23.79
					11-0000	ROUTINE MAINTENANCE	11-0400	BRUSH AND WEED CONTROL	2350.89	247.42
					11-0000	ROUTINE MAINTENANCE	11-0500	SNOW AND ICE REMOVAL	2176.51	229.09
					11-0000	ROUTINE MAINTENANCE	11-0600	TRAFFIC SERVICES (INCL. SIGNS)	505.25	53.19
					11-0000	ROUTINE MAINTENANCE		* Total	21254.93	2237.23
	0260	GRAVEL	01	9.5000	12-0000	REPAIRS AND REPLACEMENTS	12-0200	RESURFACING	8818.07	928.20
					12-0000	REPAIRS AND REPLACEMENTS		* Total	8818.07	928.20
	0260	GRAVEL	01	9.5000	14-0000	SPECIAL WORK	14-0100	DUST TREATMENTS	76.04	8.01
					14-0000	SPECIAL WORK		* Total	76.04	8.01
	0260	GRAVEL	01	9.5000				** Total	30149.04	3173.44
	0270	BITUM	02	13.1000	11-0000	ROUTINE MAINTENANCE	11-0100	SMOOTHING SURFACE	7447.13	568.48
					11-0000	ROUTINE MAINTENANCE	11-0200	MINOR SURFACE REPAIR	1137.86	86.85
					11-0000	ROUTINE MAINTENANCE	11-0300	CLEANING CULVERTS AND DITCHES	80.19	6.12

PENNINGTON COUNTY HIGHWAY DEPARTMENT

Summary of Road Maintenance by Road

Program	Road	Surface	Surf	Road Length	Level2	Description	Level3	Description	Road Cost	Cost Per Mile
Prg. 10 - 10	0270	BITUM	02	13.1000	11-0000	ROUTINE MAINTENANCE	11-0400	BRUSH AND WEED CONTROL	4954.21	378.21
					11-0000	ROUTINE MAINTENANCE	11-0500	SNOW AND ICE REMOVAL	7578.74	578.52
					11-0000	ROUTINE MAINTENANCE	11-0600	TRAFFIC SERVICES (INCL. SIGNS)	14751.62	1126.06
					11-0000	ROUTINE MAINTENANCE		* Total	35949.75	2744.24
	0270	BITUM	02	13.1000	12-0000	REPAIRS AND REPLACEMENTS	12-0300	CULVERTS, BRIDGES, GUARD RAILS	341.70	26.08
					12-0000	REPAIRS AND REPLACEMENTS		* Total	341.70	26.08
	0270	BITUM	02	13.1000				** Total	36291.45	2770.32
	0280	BITUM	02	3.5000	11-0000	ROUTINE MAINTENANCE	11-0100	SMOOTHING SURFACE	6584.34	1881.29
					11-0000	ROUTINE MAINTENANCE	11-0200	MINOR SURFACE REPAIR	93.75	26.79
					11-0000	ROUTINE MAINTENANCE	11-0300	CLEANING CULVERTS AND DITCHES	42.97	12.28
					11-0000	ROUTINE MAINTENANCE	11-0400	BRUSH AND WEED CONTROL	1274.09	364.02
					11-0000	ROUTINE MAINTENANCE	11-0500	SNOW AND ICE REMOVAL	3332.12	952.02
					11-0000	ROUTINE MAINTENANCE	11-0600	TRAFFIC SERVICES (INCL. SIGNS)	4289.56	1225.57
					11-0000	ROUTINE MAINTENANCE		* Total	15616.83	4461.97
	0280	BITUM	02	3.5000				** Total	15616.83	4461.97
	0300	BITUM	02	0.3000	11-0000	ROUTINE MAINTENANCE	11-0100	SMOOTHING SURFACE	2786.42	9288.06
					11-0000	ROUTINE MAINTENANCE	11-0200	MINOR SURFACE REPAIR	17.91	59.69
					11-0000	ROUTINE MAINTENANCE	11-0300	CLEANING CULVERTS AND DITCHES	13.18	43.94
					11-0000	ROUTINE MAINTENANCE	11-0400	BRUSH AND WEED CONTROL	128.92	429.73
					11-0000	ROUTINE MAINTENANCE	11-0500	SNOW AND ICE REMOVAL	907.66	3025.53
					11-0000	ROUTINE MAINTENANCE	11-0600	TRAFFIC SERVICES (INCL. SIGNS)	26.17	87.23
					11-0000	ROUTINE MAINTENANCE		* Total	3880.26	12934.18
	0300	BITUM	02	0.3000				** Total	3880.26	12934.18
	0310	BITUM	02	1.6100	11-0000	ROUTINE MAINTENANCE	11-0100	SMOOTHING SURFACE	2326.07	1444.76
					11-0000	ROUTINE MAINTENANCE	11-0200	MINOR SURFACE REPAIR	511.78	317.87
					11-0000	ROUTINE MAINTENANCE	11-0300	CLEANING CULVERTS AND DITCHES	65.82	40.88
					11-0000	ROUTINE MAINTENANCE	11-0400	BRUSH AND WEED CONTROL	1381.00	857.80
					11-0000	ROUTINE MAINTENANCE	11-0500	SNOW AND ICE REMOVAL	3132.19	1945.49
					11-0000	ROUTINE MAINTENANCE	11-0600	TRAFFIC SERVICES (INCL. SIGNS)	1033.00	641.59
					11-0000	ROUTINE MAINTENANCE		* Total	8449.86	5248.39
	0310	BITUM	02	1.6100	12-0000	REPAIRS AND REPLACEMENTS	12-0300	CULVERTS, BRIDGES, GUARD RAILS	143.32	89.02
					12-0000	REPAIRS AND REPLACEMENTS		* Total	143.32	89.02
	0310	BITUM	02	1.6100	13-0000	BETTERMENTS	13-0200	CUTS AND FILLS	20457.36	12706.43
					13-0000	BETTERMENTS		* Total	20457.36	12706.43

Date: 3/1/2021
 Time: 11:16 am
 Fringe Benefits Excluded
 From 01-0001-2020
 Through 14-9999-2020

PENNINGTON COUNTY HIGHWAY DEPARTMENT

Summary of Road Maintenance by Road

Program	Road	Surface	Surf	Road Length	Level2	Description	Level3	Description	Road Cost	Cost Per Mile
Prg. 10 - 10	0310	BITUM	02	1.6100	14-0000	SPECIAL WORK	14-0500	PEST CONTROL	12.08	7.50
	0310	BITUM	02	1.6100	14-0000	SPECIAL WORK			12.08	7.50
	0310	GRAVEL	01	6.6000	11-0000	ROUTINE MAINTENANCE	11-0100	SMOOTHING SURFACE	29062.62	18051.34
Prg. 10 - 10					11-0000	ROUTINE MAINTENANCE	11-0200	MINOR SURFACE REPAIR	8690.70	1316.58
					11-0000	ROUTINE MAINTENANCE	11-0300	CLEANING CULVERTS AND DITCHES	169.71	25.70
					11-0000	ROUTINE MAINTENANCE	11-0400	BRUSH AND WEED CONTROL	269.80	40.88
					11-0000	ROUTINE MAINTENANCE	11-0500	SNOW AND ICE REMOVAL	3540.49	536.45
					11-0000	ROUTINE MAINTENANCE	11-0600	TRAFFIC SERVICES (INCL. SIGNS)	6403.25	970.19
					12-0000	REPAIRS AND REPLACEMENTS	12-0300	CULVERTS, BRIDGES, GUARD RAILS	212.15	32.13
					12-0000	REPAIRS AND REPLACEMENTS			19286.10	2921.93
					14-0000	SPECIAL WORK	14-0500	PEST CONTROL	421.04	63.77
					14-0000	SPECIAL WORK			421.04	63.77
									49.53	7.50
Prg. 10 - 10	0310	GRAVEL	01	6.6000	11-0000	ROUTINE MAINTENANCE			49.53	7.50
	0310	GRAVEL	01	6.6000	11-0000	ROUTINE MAINTENANCE			49.53	7.50
	0310	GRAVEL	01	6.6000	11-0000	ROUTINE MAINTENANCE			19756.67	2993.20
Prg. 20 - 20					11-0000	ROUTINE MAINTENANCE	11-0100	SMOOTHING SURFACE	1344735.04	236599.12
					11-0000	ROUTINE MAINTENANCE	11-0200	MINOR SURFACE REPAIR	1154.33	1039.99
					11-0000	ROUTINE MAINTENANCE	11-0300	CLEANING CULVERTS AND DITCHES	32.37	29.16
					11-0000	ROUTINE MAINTENANCE	11-0400	BRUSH AND WEED CONTROL	243.31	219.19
					11-0000	ROUTINE MAINTENANCE	11-0500	SNOW AND ICE REMOVAL	1309.54	1179.71
					11-0000	ROUTINE MAINTENANCE	11-0600	TRAFFIC SERVICES (INCL. SIGNS)	3436.09	3095.52
					12-0000	REPAIRS AND REPLACEMENTS	12-0100	RESHAPING	563.15	507.34
					12-0000	REPAIRS AND REPLACEMENTS	12-0300	CULVERTS, BRIDGES, GUARD RAILS	6738.79	6070.91
					12-0000	REPAIRS AND REPLACEMENTS			49.06	44.20
					13-0000	BETTERMENTS	13-0200	CUTS AND FILLS	251.82	226.86
Prg. 20 - 20	0030	BITUM	02	1.1100	13-0000	BETTERMENTS			300.88	271.06
	0030	BITUM	02	1.1100	13-0000	BETTERMENTS			92.60	83.42
	0030	BITUM	02	1.1100	14-0000	SPECIAL WORK	14-0500	PEST CONTROL	92.60	83.42
Prg. 20 - 20					14-0000	SPECIAL WORK			1.67	1.50
					14-0000	SPECIAL WORK			1.67	1.50
					11-0000	ROUTINE MAINTENANCE	11-0100	SMOOTHING SURFACE	7133.94	6426.89
Prg. 20 - 20	0290	BITUM	02	1.1100	11-0000	ROUTINE MAINTENANCE	11-0200	MINOR SURFACE REPAIR	5315.11	9164.07
					11-0000	ROUTINE MAINTENANCE	11-0300	CLEANING CULVERTS AND DITCHES	41.24	71.11
					11-0000	ROUTINE MAINTENANCE	11-0400	BRUSH AND WEED CONTROL	31.80	54.82
					11-0000	ROUTINE MAINTENANCE			311.29	536.71

Date: 3/1/2021
 Time: 11:16 am
 Fringe Benefits Excluded
 From 01-0001-2020
 Through 14-9999-2020

PENNINGTON COUNTY HIGHWAY DEPARTMENT

Summary of Road Maintenance by Road

Program	Road	Surface	Surf	Road Length	Level2	Description	Level3	Description	Road Cost	Cost Per Mile
Prg. 20 - 20	0290	BITUM	02	0.5800	11-0000	ROUTINE MAINTENANCE	11-0500	SNOW AND ICE REMOVAL	3572.62	6159.70
					11-0000	ROUTINE MAINTENANCE	11-0600	TRAFFIC SERVICES (INCL. SIGNS)	1160.61	2001.05
					11-0000	ROUTINE MAINTENANCE		* Total	10432.67	17987.46
	0290	BITUM	02	0.5800	12-0000	REPAIRS AND REPLACEMENTS	12-0200	RESURFACING	497.91	858.46
					12-0000	REPAIRS AND REPLACEMENTS		* Total	497.91	858.46
	0290	BITUM	02	0.5800	11-0000	ROUTINE MAINTENANCE	11-0100	SMOOTHING SURFACE	10930.58	18845.92
					11-0000	ROUTINE MAINTENANCE	11-0200	MINOR SURFACE REPAIR	986.20	8965.53
					11-0000	ROUTINE MAINTENANCE	11-0300	CLEANING CULVERTS AND DITCHES	7.81	71.01
					11-0000	ROUTINE MAINTENANCE	11-0400	BRUSH AND WEED CONTROL	6.04	54.91
					11-0000	ROUTINE MAINTENANCE	11-0500	SNOW AND ICE REMOVAL	59.04	536.73
					11-0000	ROUTINE MAINTENANCE	11-0600	TRAFFIC SERVICES (INCL. SIGNS)	515.59	4687.19
					11-0000	ROUTINE MAINTENANCE		* Total	11.94	108.54
	0290	GRAVEL	01	0.1100	12-0000	REPAIRS AND REPLACEMENTS	12-0200	RESURFACING	1586.62	14423.91
					12-0000	REPAIRS AND REPLACEMENTS		* Total	94.44	858.55
	0290	GRAVEL	01	0.1100	11-0000	ROUTINE MAINTENANCE		* Total	94.44	858.55
								** Total	1681.06	15282.46
								*** Total	19745.58	40555.27
Prg. 30 - 30	0510	GRAVEL	01	4.0000	11-0000	ROUTINE MAINTENANCE	11-0100	SMOOTHING SURFACE	7345.86	1836.46
					11-0000	ROUTINE MAINTENANCE	11-0200	MINOR SURFACE REPAIR	90.06	22.52
					11-0000	ROUTINE MAINTENANCE	11-0300	CLEANING CULVERTS AND DITCHES	32.69	8.18
					11-0000	ROUTINE MAINTENANCE	11-0400	BRUSH AND WEED CONTROL	891.67	222.92
					11-0000	ROUTINE MAINTENANCE	11-0500	SNOW AND ICE REMOVAL	407.56	101.90
					11-0000	ROUTINE MAINTENANCE	11-0600	TRAFFIC SERVICES (INCL. SIGNS)	70.64	17.66
					11-0000	ROUTINE MAINTENANCE		* Total	8838.48	2209.64
	0510	GRAVEL	01	4.0000	12-0000	REPAIRS AND REPLACEMENTS	12-0200	RESURFACING	1452.22	363.07
					12-0000	REPAIRS AND REPLACEMENTS	12-0300	CULVERTS, BRIDGES, GUARD RAILS	441.48	110.37
					12-0000	REPAIRS AND REPLACEMENTS		* Total	1893.70	473.44
								** Total	10732.18	2683.08
	0520	GRAVEL	01	11.5000	11-0000	ROUTINE MAINTENANCE	11-0100	SMOOTHING SURFACE	8324.97	724.01
					11-0000	ROUTINE MAINTENANCE	11-0200	MINOR SURFACE REPAIR	214.04	18.60
					11-0000	ROUTINE MAINTENANCE	11-0300	CLEANING CULVERTS AND DITCHES	50.90	4.43
					11-0000	ROUTINE MAINTENANCE	11-0400	BRUSH AND WEED CONTROL	1347.09	117.13
					11-0000	ROUTINE MAINTENANCE	11-0500	SNOW AND ICE REMOVAL	965.57	84.02
					11-0000	ROUTINE MAINTENANCE	11-0600	TRAFFIC SERVICES (INCL. SIGNS)	119.16	10.36
					11-0000	ROUTINE MAINTENANCE		* Total	11021.73	958.55

PENNINGTON COUNTY HIGHWAY DEPARTMENT

Summary of Road Maintenance by Road

Program	Road	Surface	Surf	Road Length	Level2	Description	Level3	Description	Road Cost	Cost Per Mile
Prg. 30 - 30	0520	GRAVEL	01	11.5000	12-0000	REPAIRS AND REPLACEMENTS	12-0200	RESURFACING	2090.18	181.76
					12-0000	REPAIRS AND REPLACEMENTS	12-0400	WASHOUTS	2727.75	237.20
					12-0000	REPAIRS AND REPLACEMENTS			* Total	4817.93
	0520	GRAVEL	01	11.5000					** Total	15839.66
	0530	GRAVEL	01	5.0000	11-0000	ROUTINE MAINTENANCE	11-0100	SMOOTHING SURFACE	8317.20	1663.37
					11-0000	ROUTINE MAINTENANCE	11-0200	MINOR SURFACE REPAIR	127.73	25.54
					11-0000	ROUTINE MAINTENANCE	11-0300	CLEANING CULVERTS AND DITCHES	161.44	32.29
					11-0000	ROUTINE MAINTENANCE	11-0400	BRUSH AND WEED CONTROL	1258.78	251.74
					11-0000	ROUTINE MAINTENANCE	11-0500	SNOW AND ICE REMOVAL	817.19	163.49
					11-0000	ROUTINE MAINTENANCE	11-0600	TRAFFIC SERVICES (INCL. SIGNS)	409.61	81.91
					11-0000	ROUTINE MAINTENANCE			* Total	11091.95
	0530	GRAVEL	01	5.0000	12-0000	REPAIRS AND REPLACEMENTS	12-0200	RESURFACING	7664.73	1532.95
					12-0000	REPAIRS AND REPLACEMENTS	12-0400	WASHOUTS	3869.99	773.99
					12-0000	REPAIRS AND REPLACEMENTS			* Total	11534.72
	0530	GRAVEL	01	5.0000					** Total	22626.67
	0540	GRAVEL	01	15.0000	11-0000	ROUTINE MAINTENANCE	11-0100	SMOOTHING SURFACE	22016.96	1467.76
					11-0000	ROUTINE MAINTENANCE	11-0200	MINOR SURFACE REPAIR	315.49	21.03
					11-0000	ROUTINE MAINTENANCE	11-0300	CLEANING CULVERTS AND DITCHES	101.27	6.75
					11-0000	ROUTINE MAINTENANCE	11-0400	BRUSH AND WEED CONTROL	3004.86	200.31
					11-0000	ROUTINE MAINTENANCE	11-0500	SNOW AND ICE REMOVAL	2718.01	181.29
					11-0000	ROUTINE MAINTENANCE	11-0600	TRAFFIC SERVICES (INCL. SIGNS)	223.36	14.88
					11-0000	ROUTINE MAINTENANCE			* Total	28379.95
	0540	GRAVEL	01	15.0000	12-0000	REPAIRS AND REPLACEMENTS	12-0200	RESURFACING	1740.20	116.01
					12-0000	REPAIRS AND REPLACEMENTS	12-0400	WASHOUTS	697.45	46.49
					12-0000	REPAIRS AND REPLACEMENTS			* Total	2437.65
	0540	GRAVEL	01	15.0000					** Total	30817.60
	0550	GRAVEL	01	18.0000	11-0000	ROUTINE MAINTENANCE	11-0100	SMOOTHING SURFACE	25862.40	1437.19
					11-0000	ROUTINE MAINTENANCE	11-0200	MINOR SURFACE REPAIR	408.72	22.70
					11-0000	ROUTINE MAINTENANCE	11-0300	CLEANING CULVERTS AND DITCHES	898.51	49.91
					11-0000	ROUTINE MAINTENANCE	11-0400	BRUSH AND WEED CONTROL	3777.93	209.86
					11-0000	ROUTINE MAINTENANCE	11-0500	SNOW AND ICE REMOVAL	3772.47	209.60
					11-0000	ROUTINE MAINTENANCE	11-0600	TRAFFIC SERVICES (INCL. SIGNS)	575.65	31.97
					11-0000	ROUTINE MAINTENANCE			* Total	35295.68
	0550	GRAVEL	01	18.0000	12-0000	REPAIRS AND REPLACEMENTS	12-0100	RESHAPING	73.53	4.09
					12-0000	REPAIRS AND REPLACEMENTS	12-0200	RESURFACING	10901.01	605.62
					12-0000	REPAIRS AND REPLACEMENTS	12-0300	CULVERTS, BRIDGES, GUARD RAILS	6121.25	340.09

PENNINGTON COUNTY HIGHWAY DEPARTMENT

Summary of Road Maintenance by Road

Program	Road	Surface	Surf	Road Length	Level2	Description	Level3	Description	Road Cost	Cost Per Mile
Prg. 30 - 30	0550	GRAVEL	01	18.0000	12-0000	REPAIRS AND REPLACEMENTS	12-0400	WASHOUTS	2984.43	165.83
					12-0000	REPAIRS AND REPLACEMENTS			20080.22	1115.63
	0550	GRAVEL	01	18.0000	13-0000	BETTERMENTS	13-0100	NEW CULVERTS, RAILS, OR TILING	691.58	38.42
					13-0000	BETTERMENTS			691.58	38.42
	0550	GRAVEL	01	18.0000					56067.48	3115.28
	0570	GRAVEL	01	20.7000	11-0000	ROUTINE MAINTENANCE	11-0100	SMOOTHING SURFACE	33895.89	1637.35
					11-0000	ROUTINE MAINTENANCE	11-0200	MINOR SURFACE REPAIR	464.18	22.42
					11-0000	ROUTINE MAINTENANCE	11-0300	CLEANING CULVERTS AND DITCHES	220.22	10.64
					11-0000	ROUTINE MAINTENANCE	11-0400	BRUSH AND WEED CONTROL	5194.93	250.96
					11-0000	ROUTINE MAINTENANCE	11-0500	SNOW AND ICE REMOVAL	3922.34	189.42
					11-0000	ROUTINE MAINTENANCE	11-0600	TRAFFIC SERVICES (INCL. SIGNS)	690.70	33.35
					11-0000	ROUTINE MAINTENANCE			44388.26	2144.14
	0570	GRAVEL	01	20.7000	12-0000	REPAIRS AND REPLACEMENTS	12-0100	RESHAPING	73.53	3.56
					12-0000	REPAIRS AND REPLACEMENTS	12-0200	RESURFACING	14378.58	694.60
					12-0000	REPAIRS AND REPLACEMENTS	12-0300	CULVERTS, BRIDGES, GUARD RAILS	118.54	5.73
					12-0000	REPAIRS AND REPLACEMENTS	12-0400	WASHOUTS	26.08	1.26
					12-0000	REPAIRS AND REPLACEMENTS			14596.73	705.15
	0570	GRAVEL	01	20.7000	14-0000	SPECIAL WORK	14-0100	DUST TREATMENTS	1661.34	80.26
					14-0000	SPECIAL WORK			1661.34	80.26
	0570	GRAVEL	01	20.7000					60646.33	2929.55
	0580	GRAVEL	01	23.2000	11-0000	ROUTINE MAINTENANCE	11-0100	SMOOTHING SURFACE	37557.10	1618.68
					11-0000	ROUTINE MAINTENANCE	11-0200	MINOR SURFACE REPAIR	538.68	23.22
					11-0000	ROUTINE MAINTENANCE	11-0300	CLEANING CULVERTS AND DITCHES	580.11	25.00
					11-0000	ROUTINE MAINTENANCE	11-0400	BRUSH AND WEED CONTROL	6261.22	269.90
					11-0000	ROUTINE MAINTENANCE	11-0500	SNOW AND ICE REMOVAL	4643.10	200.05
					11-0000	ROUTINE MAINTENANCE	11-0600	TRAFFIC SERVICES (INCL. SIGNS)	1068.22	46.05
					11-0000	ROUTINE MAINTENANCE			50648.43	2182.90
	0580	GRAVEL	01	23.2000	12-0000	REPAIRS AND REPLACEMENTS	12-0200	RESURFACING	18760.19	808.61
					12-0000	REPAIRS AND REPLACEMENTS	12-0300	CULVERTS, BRIDGES, GUARD RAILS	6607.45	284.83
					12-0000	REPAIRS AND REPLACEMENTS	12-0400	WASHOUTS	251.13	10.82
					12-0000	REPAIRS AND REPLACEMENTS			25618.77	1104.26
	0580	GRAVEL	01	23.2000	13-0000	BETTERMENTS	13-0100	NEW CULVERTS, RAILS, OR TILING	1885.95	81.29
					13-0000	BETTERMENTS			1885.95	81.29
	0580	GRAVEL	01	23.2000	14-0000	SPECIAL WORK	14-0100	DUST TREATMENTS	205.41	8.85
					14-0000	SPECIAL WORK			205.41	8.85
					14-0000	SPECIAL WORK			78358.56	3377.30

PENNINGTON COUNTY HIGHWAY DEPARTMENT

Summary of Road Maintenance by Road

Program	Road	Surface	Surf	Road Length	Level2	Description	Level3	Description	Road Cost	Cost Per Mile
Prg. 30 - 30	0590	GRAVEL	01	15.6000	11-0000	ROUTINE MAINTENANCE	11-0100	SMOOTHING SURFACE	25837.19	1656.29
					11-0000	ROUTINE MAINTENANCE	11-0200	MINOR SURFACE REPAIR	345.85	22.16
					11-0000	ROUTINE MAINTENANCE	11-0300	CLEANING CULVERTS AND DITCHES	228.38	14.63
					11-0000	ROUTINE MAINTENANCE	11-0400	BRUSH AND WEED CONTROL	5637.24	361.34
					11-0000	ROUTINE MAINTENANCE	11-0500	SNOW AND ICE REMOVAL	3411.76	218.70
					11-0000	ROUTINE MAINTENANCE	11-0600	TRAFFIC SERVICES (INCL. SIGNS)	406.94	26.08
							* Total		35867.36	2299.20
	0590	GRAVEL	01	15.6000	12-0000	REPAIRS AND REPLACEMENTS	12-0200	RESURFACING	1659.76	106.39
					12-0000	REPAIRS AND REPLACEMENTS	12-0400	WASHOUTS	570.90	36.59
					12-0000	REPAIRS AND REPLACEMENTS	* Total		2230.66	142.98
	0590	GRAVEL	01	15.6000	13-0000	BETTERMENTS	13-0200	CUTS AND FILLS	146.95	9.42
					13-0000	BETTERMENTS	* Total		146.95	9.42
	0590	GRAVEL	01	15.6000	14-0000	SPECIAL WORK	14-0100	DUST TREATMENTS	4453.54	285.48
					14-0000	SPECIAL WORK	* Total		4453.54	285.48
	0590	GRAVEL	01	15.6000	14-0000	SPECIAL WORK	** Total		42698.51	2737.08
	0600	GRAVEL	01	6.0000	11-0000	ROUTINE MAINTENANCE	11-0100	SMOOTHING SURFACE	11568.25	1927.99
					11-0000	ROUTINE MAINTENANCE	11-0200	MINOR SURFACE REPAIR	154.47	25.74
					11-0000	ROUTINE MAINTENANCE	11-0300	CLEANING CULVERTS AND DITCHES	446.27	74.39
					11-0000	ROUTINE MAINTENANCE	11-0400	BRUSH AND WEED CONTROL	1028.91	171.48
					11-0000	ROUTINE MAINTENANCE	11-0500	SNOW AND ICE REMOVAL	1425.82	237.66
					11-0000	ROUTINE MAINTENANCE	11-0600	TRAFFIC SERVICES (INCL. SIGNS)	268.47	44.75
					11-0000	ROUTINE MAINTENANCE	* Total		14892.19	2482.01
	0600	GRAVEL	01	6.0000	12-0000	REPAIRS AND REPLACEMENTS	12-0200	RESURFACING	14798.15	2466.35
					12-0000	REPAIRS AND REPLACEMENTS	12-0300	CULVERTS, BRIDGES, GUARD RAILS	4649.66	774.94
					12-0000	REPAIRS AND REPLACEMENTS	12-0400	WASHOUTS	334.69	55.78
					12-0000	REPAIRS AND REPLACEMENTS	* Total		19782.50	3297.07
	0600	GRAVEL	01	6.0000	13-0000	BETTERMENTS	13-0100	NEW CULVERTS, RAILS, OR TILING	277.40	46.24
					13-0000	BETTERMENTS	* Total		277.40	46.24
	0600	GRAVEL	01	6.0000	11-0000	ROUTINE MAINTENANCE	11-0100	SMOOTHING SURFACE	34952.09	5825.32
	0610	BITUM	02	0.8900	11-0000	ROUTINE MAINTENANCE	11-0200	MINOR SURFACE REPAIR	19.02	21.37
					11-0000	ROUTINE MAINTENANCE	11-0300	CLEANING CULVERTS AND DITCHES	6.29	7.08
					11-0000	ROUTINE MAINTENANCE	11-0400	BRUSH AND WEED CONTROL	201.82	226.78
					11-0000	ROUTINE MAINTENANCE	11-0500	SNOW AND ICE REMOVAL	210.26	236.30
					11-0000	ROUTINE MAINTENANCE	11-0600	TRAFFIC SERVICES (INCL. SIGNS)	18.68	20.98
					11-0000	ROUTINE MAINTENANCE	* Total		1527.29	1716.07

PENNINGTON COUNTY HIGHWAY DEPARTMENT

Summary of Road Maintenance by Road

Program	Road	Surface	Surf	Road Length	Level2	Description	Level3	Description	Road Cost	Cost Per Mile
Prg. 30 - 30	0610	BITUM	02	0.8900	12-0000	REPAIRS AND REPLACEMENTS	12-0200	RESURFACING	117.43	131.96
					12-0000	REPAIRS AND REPLACEMENTS	12-0400	WASHOUTS	0.91	1.03
					12-0000	REPAIRS AND REPLACEMENTS			* Total	118.34
	0610	BITUM	02	0.8900	14-0000	SPECIAL WORK	14-0100	DUST TREATMENTS	2.13	2.39
					14-0000	SPECIAL WORK			* Total	2.13
									** Total	1647.76
	0610	BITUM	02	0.8900	11-0000	ROUTINE MAINTENANCE	11-0100	SMOOTHING SURFACE	35824.28	1459.24
	0610	GRAVEL	01	24.5500	11-0000	ROUTINE MAINTENANCE	11-0200	MINOR SURFACE REPAIR	524.39	21.35
					11-0000	ROUTINE MAINTENANCE	11-0300	CLEANING CULVERTS AND DITCHES	462.68	18.83
					11-0000	ROUTINE MAINTENANCE	11-0400	BRUSH AND WEED CONTROL	5901.79	240.49
					11-0000	ROUTINE MAINTENANCE	11-0500	SNOW AND ICE REMOVAL	5034.12	205.04
					11-0000	ROUTINE MAINTENANCE	11-0600	TRAFFIC SERVICES (INCL. SIGNS)	536.12	21.83
					11-0000	ROUTINE MAINTENANCE			* Total	48283.38
	0610	GRAVEL	01	24.5500	12-0000	REPAIRS AND REPLACEMENTS	12-0200	RESURFACING	15707.49	639.82
					12-0000	REPAIRS AND REPLACEMENTS	12-0300	CULVERTS, BRIDGES, GUARD RAILS	1202.40	48.98
					12-0000	REPAIRS AND REPLACEMENTS	12-0400	WASHOUTS	56.30	2.30
					12-0000	REPAIRS AND REPLACEMENTS			* Total	16966.19
	0610	GRAVEL	01	24.5500	14-0000	SPECIAL WORK	14-0100	DUST TREATMENTS	58.64	2.39
					14-0000	SPECIAL WORK			* Total	58.64
									** Total	65308.21
	0620	BITUM	02	1.5000	11-0000	ROUTINE MAINTENANCE	11-0100	SMOOTHING SURFACE	2244.51	1496.28
					11-0000	ROUTINE MAINTENANCE	11-0200	MINOR SURFACE REPAIR	33.96	22.65
					11-0000	ROUTINE MAINTENANCE	11-0300	CLEANING CULVERTS AND DITCHES	26.31	17.54
					11-0000	ROUTINE MAINTENANCE	11-0400	BRUSH AND WEED CONTROL	285.85	190.58
					11-0000	ROUTINE MAINTENANCE	11-0500	SNOW AND ICE REMOVAL	1955.64	1303.75
					11-0000	ROUTINE MAINTENANCE	11-0600	TRAFFIC SERVICES (INCL. SIGNS)	85.98	57.31
					11-0000	ROUTINE MAINTENANCE			* Total	4632.25
	0620	BITUM	02	1.5000	12-0000	REPAIRS AND REPLACEMENTS	12-0200	RESURFACING	273.12	182.07
					12-0000	REPAIRS AND REPLACEMENTS	12-0400	WASHOUTS	19.46	12.97
					12-0000	REPAIRS AND REPLACEMENTS			* Total	292.58
	0620	BITUM	02	1.5000	14-0000	SPECIAL WORK	14-0100	DUST TREATMENTS	9.94	6.63
					14-0000	SPECIAL WORK			* Total	9.94
									** Total	4934.77
	0620	BITUM	02	1.5000	11-0000	ROUTINE MAINTENANCE	11-0100	SMOOTHING SURFACE	12979.82	1622.34
	0620	GRAVEL	01	8.0000	11-0000	ROUTINE MAINTENANCE	11-0200	MINOR SURFACE REPAIR	181.09	22.63
					11-0000	ROUTINE MAINTENANCE	11-0300	CLEANING CULVERTS AND DITCHES	155.31	19.42

PENNINGTON COUNTY HIGHWAY DEPARTMENT

Summary of Road Maintenance by Road

Program	Road	Surface	Surf	Road Length	Level2	Description	Level3	Description	Road Cost	Cost Per Mile
Prg. 30 - 30	0620	GRAVEL	01	8.0000	11-0000	ROUTINE MAINTENANCE	11-0400	BRUSH AND WEED CONTROL	1524.38	190.57
					11-0000	ROUTINE MAINTENANCE	11-0500	SNOW AND ICE REMOVAL	2410.54	301.38
					11-0000	ROUTINE MAINTENANCE	11-0600	TRAFFIC SERVICES (INCL. SIGNS)	211.46	26.43
					11-0000	ROUTINE MAINTENANCE		* Total	17462.60	2182.77
	0620	GRAVEL	01	8.0000	12-0000	REPAIRS AND REPLACEMENTS	12-0200	RESURFACING	2722.84	340.36
					12-0000	REPAIRS AND REPLACEMENTS	12-0300	CULVERTS, BRIDGES, GUARD RAILS	70990.18	8873.77
					12-0000	REPAIRS AND REPLACEMENTS	12-0400	WASHOUTS	103.77	12.97
					14-0000	SPECIAL WORK		* Total	73816.79	9227.10
					14-0000	SPECIAL WORK		* Total	52.99	6.63
					14-0000	SPECIAL WORK		** Total	52.99	6.63
	0620	GRAVEL	01	8.0000	11-0000	ROUTINE MAINTENANCE	11-0100	SMOOTHING SURFACE	91332.38	11416.50
	0630	BITUM	02	0.5000	11-0000	ROUTINE MAINTENANCE	11-0100	SMOOTHING SURFACE	713.64	1427.28
					11-0000	ROUTINE MAINTENANCE	11-0200	MINOR SURFACE REPAIR	12.79	25.58
					11-0000	ROUTINE MAINTENANCE	11-0300	CLEANING CULVERTS AND DITCHES	15.57	31.14
					11-0000	ROUTINE MAINTENANCE	11-0400	BRUSH AND WEED CONTROL	137.03	274.06
					11-0000	ROUTINE MAINTENANCE	11-0500	SNOW AND ICE REMOVAL	437.61	875.22
					11-0000	ROUTINE MAINTENANCE	11-0600	TRAFFIC SERVICES (INCL. SIGNS)	11.75	23.50
					11-0000	ROUTINE MAINTENANCE		* Total	1328.39	2656.78
	0630	BITUM	02	0.5000	12-0000	REPAIRS AND REPLACEMENTS	12-0200	RESURFACING	867.47	1734.94
					12-0000	REPAIRS AND REPLACEMENTS	12-0300	CULVERTS, BRIDGES, GUARD RAILS	34.45	68.90
					12-0000	REPAIRS AND REPLACEMENTS		* Total	901.92	1803.84
					14-0000	SPECIAL WORK	14-0100	DUST TREATMENTS	2.94	5.88
					14-0000	SPECIAL WORK		* Total	2.94	5.88
	0630	BITUM	02	0.5000	11-0000	ROUTINE MAINTENANCE	11-0100	SMOOTHING SURFACE	2233.25	4466.50
	0630	GRAVEL	01	31.9500	11-0000	ROUTINE MAINTENANCE	11-0100	SMOOTHING SURFACE	59573.20	1864.59
					11-0000	ROUTINE MAINTENANCE	11-0200	MINOR SURFACE REPAIR	817.43	25.57
					11-0000	ROUTINE MAINTENANCE	11-0300	CLEANING CULVERTS AND DITCHES	2765.75	86.55
					11-0000	ROUTINE MAINTENANCE	11-0400	BRUSH AND WEED CONTROL	12008.75	375.85
					11-0000	ROUTINE MAINTENANCE	11-0500	SNOW AND ICE REMOVAL	7852.22	245.74
					11-0000	ROUTINE MAINTENANCE	11-0600	TRAFFIC SERVICES (INCL. SIGNS)	1173.02	36.71
					11-0000	ROUTINE MAINTENANCE		* Total	84190.37	2635.01
					12-0000	REPAIRS AND REPLACEMENTS	12-0100	RESHAPING	73.53	2.30
					12-0000	REPAIRS AND REPLACEMENTS	12-0200	RESURFACING	92657.44	2900.14
					12-0000	REPAIRS AND REPLACEMENTS	12-0300	CULVERTS, BRIDGES, GUARD RAILS	4522.41	141.54
					12-0000	REPAIRS AND REPLACEMENTS		* Total	97253.38	3043.98

PENNINGTON COUNTY HIGHWAY DEPARTMENT

Summary of Road Maintenance by Road

Program	Road	Surface	Surf	Road Length	Level2	Description	Level3	Description	Road Cost	Cost Per Mile
Prg. 30 - 30	0630	GRAVEL	01	31.9500	14-0000	SPECIAL WORK	14-0100	DUST TREATMENTS	745.28	23.33
					14-0000	SPECIAL WORK			* Total 745.28	23.33
	0630	GRAVEL	01	31.9500					** Total 182189.03	5702.32
	0640	GRAVEL	01	15.8500	11-0000	ROUTINE MAINTENANCE	11-0100	SMOOTHING SURFACE	23990.71	1513.48
					11-0000	ROUTINE MAINTENANCE	11-0200	MINOR SURFACE REPAIR	351.28	22.16
					11-0000	ROUTINE MAINTENANCE	11-0300	CLEANING CULVERTS AND DITCHES	1363.85	86.05
					11-0000	ROUTINE MAINTENANCE	11-0400	BRUSH AND WEED CONTROL	3407.21	214.96
					11-0000	ROUTINE MAINTENANCE	11-0500	SNOW AND ICE REMOVAL	2975.93	187.71
					11-0000	ROUTINE MAINTENANCE	11-0600	TRAFFIC SERVICES (INCL. SIGNS)	558.30	35.22
					11-0000	ROUTINE MAINTENANCE			* Total 32647.28	2059.58
	0640	GRAVEL	01	15.8500	12-0000	REPAIRS AND REPLACEMENTS	12-0200	RESURFACING	12779.63	806.33
					12-0000	REPAIRS AND REPLACEMENTS	12-0300	CULVERTS, BRIDGES, GUARD RAILS	164.34	10.37
					12-0000	REPAIRS AND REPLACEMENTS	12-0400	WASHOUTS	211.46	13.34
					12-0000	REPAIRS AND REPLACEMENTS			* Total 13155.43	830.04
	0640	GRAVEL	01	15.8500	13-0000	BETTERMENTS	13-0100	NEW CULVERTS, RAILS, OR TILING	202.04	12.74
					13-0000	BETTERMENTS			* Total 202.04	12.74
	0640	GRAVEL	01	15.8500	14-0000	SPECIAL WORK	14-0100	DUST TREATMENTS	632.11	39.88
					14-0000	SPECIAL WORK			* Total 632.11	39.88
					14-0000	SPECIAL WORK			** Total 46636.86	2942.24
	0640	GRAVEL	01	15.8500	11-0000	ROUTINE MAINTENANCE	11-0100	SMOOTHING SURFACE	33057.85	1311.82
	0650	GRAVEL	01	25.2000	11-0000	ROUTINE MAINTENANCE	11-0200	MINOR SURFACE REPAIR	517.61	20.53
					11-0000	ROUTINE MAINTENANCE	11-0300	CLEANING CULVERTS AND DITCHES	505.74	20.07
					11-0000	ROUTINE MAINTENANCE	11-0400	BRUSH AND WEED CONTROL	5332.95	211.65
					11-0000	ROUTINE MAINTENANCE	11-0500	SNOW AND ICE REMOVAL	4468.64	177.26
					11-0000	ROUTINE MAINTENANCE	11-0600	TRAFFIC SERVICES (INCL. SIGNS)	499.34	19.81
					11-0000	ROUTINE MAINTENANCE			* Total 44382.13	1761.14
	0650	GRAVEL	01	25.2000	12-0000	REPAIRS AND REPLACEMENTS	12-0200	RESURFACING	397.76	15.78
					12-0000	REPAIRS AND REPLACEMENTS	12-0300	CULVERTS, BRIDGES, GUARD RAILS	741.51	29.42
					12-0000	REPAIRS AND REPLACEMENTS	12-0400	WASHOUTS	2538.55	100.74
					12-0000	REPAIRS AND REPLACEMENTS			* Total 3677.82	145.94
	0650	GRAVEL	01	25.2000	14-0000	SPECIAL WORK	14-0500	PEST CONTROL	20.31	0.81
					14-0000	SPECIAL WORK			* Total 20.31	0.81
	0650	GRAVEL	01	25.2000					** Total 48080.26	1907.89
	0652	GRAVEL	01	3.2000	11-0000	ROUTINE MAINTENANCE	11-0100	SMOOTHING SURFACE	7380.64	2306.51
					11-0000	ROUTINE MAINTENANCE	11-0200	MINOR SURFACE REPAIR	77.28	24.15
					11-0000	ROUTINE MAINTENANCE	11-0300	CLEANING CULVERTS AND DITCHES	109.43	34.20

PENNINGTON COUNTY HIGHWAY DEPARTMENT
 Summary of Road Maintenance by Road

Program	Road	Surface	Surf	Road Length	Level2	Description	Level3	Description	Road Cost	Cost Per Mile
Prg. 30 - 30	0652	GRAVEL	01	3.2000	11-0000	ROUTINE MAINTENANCE	11-0400	BRUSH AND WEED CONTROL	804.99	251.59
					11-0000	ROUTINE MAINTENANCE	11-0500	SNOW AND ICE REMOVAL	443.64	138.64
					11-0000	ROUTINE MAINTENANCE	11-0600	TRAFFIC SERVICES (INCL. SIGNS)	66.32	20.72
					11-0000	ROUTINE MAINTENANCE		* Total	8882.30	2775.81
	0652	GRAVEL	01	3.2000	12-0000	REPAIRS AND REPLACEMENTS	12-0400	WASHOUTS	123.23	38.51
					12-0000	REPAIRS AND REPLACEMENTS		* Total	123.23	38.51
	0652	GRAVEL	01	3.2000	11-0000	ROUTINE MAINTENANCE	11-0100	SMOOTHING SURFACE	9005.53	2814.32
	0660	GRAVEL	01	2.0700	11-0000	ROUTINE MAINTENANCE	11-0200	MINOR SURFACE REPAIR	4416.55	2133.64
					11-0000	ROUTINE MAINTENANCE	11-0300	CLEANING CULVERTS AND DITCHES	49.23	23.79
					11-0000	ROUTINE MAINTENANCE	11-0400	BRUSH AND WEED CONTROL	151.87	73.36
					11-0000	ROUTINE MAINTENANCE	11-0500	SNOW AND ICE REMOVAL	458.88	221.69
					11-0000	ROUTINE MAINTENANCE	11-0600	TRAFFIC SERVICES (INCL. SIGNS)	308.09	148.84
					11-0000	ROUTINE MAINTENANCE		* Total	41.46	20.02
	0660	GRAVEL	01	2.0700	12-0000	REPAIRS AND REPLACEMENTS	12-0100	RESHAPING	5426.08	2621.34
					12-0000	REPAIRS AND REPLACEMENTS		* Total	75.69	36.57
	0660	GRAVEL	01	2.0700	11-0000	ROUTINE MAINTENANCE	11-0100	SMOOTHING SURFACE	5501.77	2657.91
	0670	GRAVEL	01	4.5000	11-0000	ROUTINE MAINTENANCE	11-0100	SMOOTHING SURFACE	8800.04	1955.58
					11-0000	ROUTINE MAINTENANCE	11-0200	MINOR SURFACE REPAIR	102.86	22.85
					11-0000	ROUTINE MAINTENANCE	11-0300	CLEANING CULVERTS AND DITCHES	123.58	27.45
					11-0000	ROUTINE MAINTENANCE	11-0400	BRUSH AND WEED CONTROL	1223.97	272.01
					11-0000	ROUTINE MAINTENANCE	11-0500	SNOW AND ICE REMOVAL	846.26	188.01
					11-0000	ROUTINE MAINTENANCE	11-0600	TRAFFIC SERVICES (INCL. SIGNS)	82.37	18.30
					11-0000	ROUTINE MAINTENANCE		* Total	11179.08	2484.20
	0670	GRAVEL	01	4.5000	12-0000	REPAIRS AND REPLACEMENTS	12-0400	WASHOUTS	123.23	27.38
					12-0000	REPAIRS AND REPLACEMENTS		* Total	123.23	27.38
	0670	GRAVEL	01	4.5000	11-0000	ROUTINE MAINTENANCE	11-0100	SMOOTHING SURFACE	11302.31	2511.58
	0680	GRAVEL	01	6.0000	11-0000	ROUTINE MAINTENANCE	11-0200	MINOR SURFACE REPAIR	11384.98	1897.60
					11-0000	ROUTINE MAINTENANCE	11-0300	CLEANING CULVERTS AND DITCHES	141.62	23.61
					11-0000	ROUTINE MAINTENANCE	11-0400	BRUSH AND WEED CONTROL	193.81	32.30
					11-0000	ROUTINE MAINTENANCE	11-0500	SNOW AND ICE REMOVAL	1732.37	288.75
					11-0000	ROUTINE MAINTENANCE	11-0600	TRAFFIC SERVICES (INCL. SIGNS)	646.71	107.77
					11-0000	ROUTINE MAINTENANCE		* Total	118.17	19.69
	0680	GRAVEL	01	6.0000	12-0000	REPAIRS AND REPLACEMENTS	12-0200	RESURFACING	14217.66	2369.72
					12-0000	REPAIRS AND REPLACEMENTS		* Total	3704.65	617.44
					12-0000	REPAIRS AND REPLACEMENTS		* Total	3704.65	617.44

PENNINGTON COUNTY HIGHWAY DEPARTMENT

Summary of Road Maintenance by Road

Program

Road	Surface	Surf Road Length	Level2	Description	Level3	Description	Road Cost	Cost Per Mile
0680	GRAVEL	01 6.0000	14-0000	SPECIAL WORK	14-0100	DUST TREATMENTS	154.23	25.71
			14-0000	SPECIAL WORK			154.23	25.71
0680	GRAVEL	01 6.0000					18076.54	3012.87
0690	GRAVEL	01 6.0000	11-0000	ROUTINE MAINTENANCE	11-0100	SMOOTHING SURFACE	12986.41	2164.42
			11-0000	ROUTINE MAINTENANCE	11-0200	MINOR SURFACE REPAIR	142.32	23.73
			11-0000	ROUTINE MAINTENANCE	11-0300	CLEANING CULVERTS AND DITCHES	86.50	14.43
			11-0000	ROUTINE MAINTENANCE	11-0400	BRUSH AND WEED CONTROL	1385.77	230.96
			11-0000	ROUTINE MAINTENANCE	11-0500	SNOW AND ICE REMOVAL	2032.07	338.65
			11-0000	ROUTINE MAINTENANCE	11-0600	TRAFFIC SERVICES (INCL. SIGNS)	119.50	19.91
0690	GRAVEL	01 6.0000	14-0000	SPECIAL WORK	14-0100	DUST TREATMENTS	4700.55	783.43
			14-0000	SPECIAL WORK			4700.55	783.43
0690	GRAVEL	01 6.0000					21453.12	3575.53
0700	GRAVEL	01 2.0000	11-0000	ROUTINE MAINTENANCE	11-0100	SMOOTHING SURFACE	6771.25	3385.70
			11-0000	ROUTINE MAINTENANCE	11-0200	MINOR SURFACE REPAIR	57.84	28.93
			11-0000	ROUTINE MAINTENANCE	11-0300	CLEANING CULVERTS AND DITCHES	28.65	14.33
			11-0000	ROUTINE MAINTENANCE	11-0400	BRUSH AND WEED CONTROL	863.46	431.74
			11-0000	ROUTINE MAINTENANCE	11-0500	SNOW AND ICE REMOVAL	344.26	172.14
			11-0000	ROUTINE MAINTENANCE	11-0600	TRAFFIC SERVICES (INCL. SIGNS)	59.28	29.65
0700	GRAVEL	01 2.0000	12-0000	REPAIRS AND REPLACEMENTS	12-0200	RESURFACING	475.98	238.00
			12-0000	REPAIRS AND REPLACEMENTS			475.98	238.00
0700	GRAVEL	01 2.0000	14-0000	SPECIAL WORK	14-0100	DUST TREATMENTS	1696.41	848.22
			14-0000	SPECIAL WORK			1696.41	848.22
0700	GRAVEL	01 2.0000					10297.13	5148.71
0710	GRAVEL	01 5.5000	11-0000	ROUTINE MAINTENANCE	11-0100	SMOOTHING SURFACE	8132.22	1478.61
			11-0000	ROUTINE MAINTENANCE	11-0200	MINOR SURFACE REPAIR	113.93	20.70
			11-0000	ROUTINE MAINTENANCE	11-0300	CLEANING CULVERTS AND DITCHES	1010.84	183.79
			11-0000	ROUTINE MAINTENANCE	11-0400	BRUSH AND WEED CONTROL	1014.79	184.50
			11-0000	ROUTINE MAINTENANCE	11-0500	SNOW AND ICE REMOVAL	1317.47	239.56
			11-0000	ROUTINE MAINTENANCE	11-0600	TRAFFIC SERVICES (INCL. SIGNS)	78.61	14.29
0710	GRAVEL	01 5.5000	11-0000	ROUTINE MAINTENANCE			11667.86	2121.45
0720	GRAVEL	01 14.0000	11-0000	ROUTINE MAINTENANCE	11-0100	SMOOTHING SURFACE	11667.86	2121.45
			11-0000	ROUTINE MAINTENANCE	11-0200	MINOR SURFACE REPAIR	17703.45	1264.47
			11-0000	ROUTINE MAINTENANCE	11-0300	CLEANING CULVERTS AND DITCHES	281.30	20.09
							81.87	5.85

PENNINGTON COUNTY HIGHWAY DEPARTMENT

Summary of Road Maintenance by Road

Road	Surface	Surf	Road Length	Level2	Description	Level3	Description	Road Cost	Cost Per Mile
0720	GRAVEL	01	14.0000	11-0000	ROUTINE MAINTENANCE	11-0400	BRUSH AND WEED CONTROL	3128.92	223.52
				11-0000	ROUTINE MAINTENANCE	11-0500	SNOW AND ICE REMOVAL	1993.35	142.44
				11-0000	ROUTINE MAINTENANCE	11-0600	TRAFFIC SERVICES (INCL. SIGNS)	183.85	13.13
				11-0000	ROUTINE MAINTENANCE		* Total	23372.74	1669.50
0720	GRAVEL	01	14.0000	12-0000	REPAIRS AND REPLACEMENTS	12-0200	RESURFACING	1930.48	137.89
				12-0000	REPAIRS AND REPLACEMENTS	12-0300	CULVERTS, BRIDGES, GUARD RAILS	126.07	9.00
				12-0000	REPAIRS AND REPLACEMENTS	12-0400	WASHOUTS	208.64	14.90
				12-0000	REPAIRS AND REPLACEMENTS		* Total	2265.19	161.79
0720	GRAVEL	01	14.0000	14-0000	SPECIAL WORK	14-0100	DUST TREATMENTS	1317.64	94.11
				14-0000	SPECIAL WORK		* Total	1317.64	94.11
0720	GRAVEL	01	14.0000				** Total	26955.57	1925.40
0730	GRAVEL	01	10.0000	11-0000	ROUTINE MAINTENANCE	11-0100	SMOOTHING SURFACE	16981.27	1698.17
				11-0000	ROUTINE MAINTENANCE	11-0200	MINOR SURFACE REPAIR	213.87	21.38
				11-0000	ROUTINE MAINTENANCE	11-0300	CLEANING CULVERTS AND DITCHES	70.89	7.09
				11-0000	ROUTINE MAINTENANCE	11-0400	BRUSH AND WEED CONTROL	1651.18	165.12
				11-0000	ROUTINE MAINTENANCE	11-0500	SNOW AND ICE REMOVAL	1694.27	169.45
				11-0000	ROUTINE MAINTENANCE	11-0600	TRAFFIC SERVICES (INCL. SIGNS)	370.21	37.02
				11-0000	ROUTINE MAINTENANCE		* Total	20981.69	2098.23
0730	GRAVEL	01	10.0000	12-0000	REPAIRS AND REPLACEMENTS	12-0200	RESURFACING	2409.47	240.94
				12-0000	REPAIRS AND REPLACEMENTS		* Total	2409.47	240.94
0730	GRAVEL	01	10.0000	14-0000	SPECIAL WORK	14-0100	DUST TREATMENTS	52.13	5.21
				14-0000	SPECIAL WORK		* Total	52.13	5.21
0730	GRAVEL	01	10.0000				** Total	23443.29	2344.38
0740	GRAVEL	01	5.0000	11-0000	ROUTINE MAINTENANCE	11-0100	SMOOTHING SURFACE	12637.03	2527.46
				11-0000	ROUTINE MAINTENANCE	11-0200	MINOR SURFACE REPAIR	134.45	26.88
				11-0000	ROUTINE MAINTENANCE	11-0300	CLEANING CULVERTS AND DITCHES	61.89	12.38
				11-0000	ROUTINE MAINTENANCE	11-0400	BRUSH AND WEED CONTROL	1915.34	383.06
				11-0000	ROUTINE MAINTENANCE	11-0500	SNOW AND ICE REMOVAL	1387.66	277.53
				11-0000	ROUTINE MAINTENANCE	11-0600	TRAFFIC SERVICES (INCL. SIGNS)	171.02	34.20
				11-0000	ROUTINE MAINTENANCE		* Total	16307.39	3261.51
0740	GRAVEL	01	5.0000	12-0000	REPAIRS AND REPLACEMENTS	12-0200	RESURFACING	12450.66	2490.10
				12-0000	REPAIRS AND REPLACEMENTS		* Total	12450.66	2490.10
0740	GRAVEL	01	5.0000	14-0000	SPECIAL WORK	14-0100	DUST TREATMENTS	52.13	10.42
				14-0000	SPECIAL WORK		* Total	52.13	10.42
0740	GRAVEL	01	5.0000				** Total	28810.18	5762.03
0750	GRAVEL	01	4.1000	11-0000	ROUTINE MAINTENANCE	11-0100	SMOOTHING SURFACE	7059.77	1721.94

PENNINGTON COUNTY HIGHWAY DEPARTMENT

Summary of Road Maintenance by Road

Program	Road	Surface	Surf	Road Length	Level2	Description	Level3	Description	Road Cost	Cost Per Mile
Prg. 30 - 30	0750	GRAVEL	01	4.1000	11-0000	ROUTINE MAINTENANCE	11-0200	MINOR SURFACE REPAIR	99.02	24.14
					11-0000	ROUTINE MAINTENANCE	11-0300	CLEANING CULVERTS AND DITCHES	39.96	9.75
					11-0000	ROUTINE MAINTENANCE	11-0400	BRUSH AND WEED CONTROL	2048.29	499.58
					11-0000	ROUTINE MAINTENANCE	11-0500	SNOW AND ICE REMOVAL	2222.20	542.07
					11-0000	ROUTINE MAINTENANCE	11-0600	TRAFFIC SERVICES (INCL. SIGNS)	366.48	89.37
					11-0000	ROUTINE MAINTENANCE		* Total	11835.72	2886.85
					12-0000	REPAIRS AND REPLACEMENTS	12-0200	RESURFACING	1966.64	479.67
					12-0000	REPAIRS AND REPLACEMENTS		* Total	1966.64	479.67
					11-0000	ROUTINE MAINTENANCE	11-0100	SMOOTHING SURFACE	13802.36	3366.52
					11-0000	ROUTINE MAINTENANCE	11-0200	MINOR SURFACE REPAIR	53.47	24.29
0750	GRAVEL	01	4.1000	11-0000	ROUTINE MAINTENANCE	11-0300	CLEANING CULVERTS AND DITCHES	21.76	9.89	
				11-0000	ROUTINE MAINTENANCE	11-0400	BRUSH AND WEED CONTROL	488.29	221.96	
				11-0000	ROUTINE MAINTENANCE	11-0500	SNOW AND ICE REMOVAL	634.81	288.55	
				11-0000	ROUTINE MAINTENANCE	11-0600	TRAFFIC SERVICES (INCL. SIGNS)	46.22	21.01	
				11-0000	ROUTINE MAINTENANCE		* Total	6436.73	2925.55	
				12-0000	REPAIRS AND REPLACEMENTS	12-0400	WASHOUTS	193.96	88.16	
				12-0000	REPAIRS AND REPLACEMENTS		* Total	193.96	88.16	
				11-0000	ROUTINE MAINTENANCE	11-0100	SMOOTHING SURFACE	6630.69	3013.71	
				11-0000	ROUTINE MAINTENANCE	11-0200	MINOR SURFACE REPAIR	2598.40	2598.40	
				0770	GRAVEL	01	2.2000	11-0000	ROUTINE MAINTENANCE	11-0300
11-0000	ROUTINE MAINTENANCE	11-0400	BRUSH AND WEED CONTROL					16.34	16.34	
11-0000	ROUTINE MAINTENANCE	11-0500	SNOW AND ICE REMOVAL					1135.79	1135.79	
11-0000	ROUTINE MAINTENANCE	11-0600	TRAFFIC SERVICES (INCL. SIGNS)					322.93	322.93	
11-0000	ROUTINE MAINTENANCE		* Total					33.56	33.56	
12-0000	REPAIRS AND REPLACEMENTS	12-0200	RESURFACING					4138.03	4138.03	
12-0000	REPAIRS AND REPLACEMENTS		* Total					1463.81	1463.81	
11-0000	ROUTINE MAINTENANCE	11-0100	SMOOTHING SURFACE					1463.81	1463.81	
11-0000	ROUTINE MAINTENANCE	11-0200	MINOR SURFACE REPAIR					5601.84	5601.84	
11-0000	ROUTINE MAINTENANCE	11-0300	CLEANING CULVERTS AND DITCHES					1921.66	1280.99	
0770	GRAVEL	01	2.2000	11-0000	ROUTINE MAINTENANCE	11-0400	BRUSH AND WEED CONTROL	34.40	22.93	
				11-0000	ROUTINE MAINTENANCE	11-0500	SNOW AND ICE REMOVAL	12.88	8.59	
				11-0000	ROUTINE MAINTENANCE	11-0600	TRAFFIC SERVICES (INCL. SIGNS)	416.62	277.73	
				11-0000	ROUTINE MAINTENANCE		* Total	791.05	527.30	
				12-0000	REPAIRS AND REPLACEMENTS	12-0400	WASHOUTS	27.69	18.45	
				12-0000	REPAIRS AND REPLACEMENTS		* Total	3204.30	2135.99	
				11-0000	ROUTINE MAINTENANCE	11-0100	SMOOTHING SURFACE	1921.66	1280.99	
				11-0000	ROUTINE MAINTENANCE	11-0200	MINOR SURFACE REPAIR	34.40	22.93	
				11-0000	ROUTINE MAINTENANCE	11-0300	CLEANING CULVERTS AND DITCHES	12.88	8.59	
				11-0000	ROUTINE MAINTENANCE	11-0400	BRUSH AND WEED CONTROL	416.62	277.73	
0780	GRAVEL	01	1.0000	11-0000	ROUTINE MAINTENANCE	11-0500	SNOW AND ICE REMOVAL	791.05	527.30	
				11-0000	ROUTINE MAINTENANCE	11-0600	TRAFFIC SERVICES (INCL. SIGNS)	27.69	18.45	
				11-0000	ROUTINE MAINTENANCE		* Total	3204.30	2135.99	
				12-0000	REPAIRS AND REPLACEMENTS	12-0400	WASHOUTS	193.96	88.16	
				12-0000	REPAIRS AND REPLACEMENTS		* Total	193.96	88.16	
				11-0000	ROUTINE MAINTENANCE	11-0100	SMOOTHING SURFACE	6630.69	3013.71	
				11-0000	ROUTINE MAINTENANCE	11-0200	MINOR SURFACE REPAIR	2598.40	2598.40	
				11-0000	ROUTINE MAINTENANCE	11-0300	CLEANING CULVERTS AND DITCHES	31.01	31.01	
				11-0000	ROUTINE MAINTENANCE	11-0400	BRUSH AND WEED CONTROL	16.34	16.34	
				11-0000	ROUTINE MAINTENANCE	11-0500	SNOW AND ICE REMOVAL	1135.79	1135.79	
0780	GRAVEL	01	1.0000	11-0000	ROUTINE MAINTENANCE	11-0600	TRAFFIC SERVICES (INCL. SIGNS)	33.56	33.56	
				11-0000	ROUTINE MAINTENANCE		* Total	4138.03	4138.03	
				12-0000	REPAIRS AND REPLACEMENTS	12-0200	RESURFACING	1463.81	1463.81	
				12-0000	REPAIRS AND REPLACEMENTS		* Total	1463.81	1463.81	
				11-0000	ROUTINE MAINTENANCE	11-0100	SMOOTHING SURFACE	5601.84	5601.84	
				11-0000	ROUTINE MAINTENANCE	11-0200	MINOR SURFACE REPAIR	1921.66	1280.99	
				11-0000	ROUTINE MAINTENANCE	11-0300	CLEANING CULVERTS AND DITCHES	34.40	22.93	
				11-0000	ROUTINE MAINTENANCE	11-0400	BRUSH AND WEED CONTROL	12.88	8.59	
				11-0000	ROUTINE MAINTENANCE	11-0500	SNOW AND ICE REMOVAL	416.62	277.73	
				11-0000	ROUTINE MAINTENANCE	11-0600	TRAFFIC SERVICES (INCL. SIGNS)	791.05	527.30	
0790	BITUM	02	1.5000	11-0000	ROUTINE MAINTENANCE	11-0600	TRAFFIC SERVICES (INCL. SIGNS)	27.69	18.45	
				11-0000	ROUTINE MAINTENANCE		* Total	3204.30	2135.99	

Date: 3/1/2021

Time: 11:16 am

Fringe Benefits Excluded

From 01-0001-2020

Through 14-9999-2020

PENNINGTON COUNTY HIGHWAY DEPARTMENT

Summary of Road Maintenance by Road

Program

Program	Road	Surface	Surf	Road Length	Level2	Description	Level3	Description	Road Cost	Cost Per Mile
Prg. 30 - 30	0790	BITUM	02	1.5000	12-0000	REPAIRS AND REPLACEMENTS	12-0200	RESURFACING	1711.24	1140.83
					12-0000	REPAIRS AND REPLACEMENTS			1711.24	1140.83
				1.5000					* Total	
	0790	BITUM	02	1.5000					** Total	3276.82
	0790	GRAVEL	01	2.4600	11-0000	ROUTINE MAINTENANCE	11-0100	SMOOTHING SURFACE	3151.29	1280.96
					11-0000	ROUTINE MAINTENANCE	11-0200	MINOR SURFACE REPAIR	56.44	22.94
					11-0000	ROUTINE MAINTENANCE	11-0300	CLEANING CULVERTS AND DITCHES	21.10	8.58
					11-0000	ROUTINE MAINTENANCE	11-0400	BRUSH AND WEED CONTROL	683.25	277.76
					11-0000	ROUTINE MAINTENANCE	11-0500	SNOW AND ICE REMOVAL	1297.23	527.36
					11-0000	ROUTINE MAINTENANCE	11-0600	TRAFFIC SERVICES (INCL. SIGNS)	45.40	18.45
								* Total	2136.05	
0790	GRAVEL	01	2.4600	12-0000	REPAIRS AND REPLACEMENTS	12-0200	RESURFACING	2806.51	1140.88	
				12-0000	REPAIRS AND REPLACEMENTS			2806.51	1140.88	
			2.4600					* Total		
0790	GRAVEL	01	2.4600					** Total	3276.93	
0800	GRAVEL	01	3.5000	11-0000	ROUTINE MAINTENANCE	11-0100	SMOOTHING SURFACE	6973.61	1992.61	
				11-0000	ROUTINE MAINTENANCE	11-0200	MINOR SURFACE REPAIR	79.70	22.77	
				11-0000	ROUTINE MAINTENANCE	11-0300	CLEANING CULVERTS AND DITCHES	29.47	8.41	
				11-0000	ROUTINE MAINTENANCE	11-0400	BRUSH AND WEED CONTROL	793.99	226.85	
				11-0000	ROUTINE MAINTENANCE	11-0500	SNOW AND ICE REMOVAL	725.72	207.31	
				11-0000	ROUTINE MAINTENANCE	11-0600	TRAFFIC SERVICES (INCL. SIGNS)	63.49	18.13	
								* Total	2476.08	
0800	GRAVEL	01	3.5000	12-0000	REPAIRS AND REPLACEMENTS	12-0400	WASHOUTS	193.96	55.42	
				12-0000	REPAIRS AND REPLACEMENTS			193.96	55.42	
			3.5000					* Total		
0800	GRAVEL	01	3.5000					** Total	2531.50	
0810	GRAVEL	01	6.7000	11-0000	ROUTINE MAINTENANCE	11-0100	SMOOTHING SURFACE	12356.49	1844.21	
				11-0000	ROUTINE MAINTENANCE	11-0200	MINOR SURFACE REPAIR	154.72	23.09	
				11-0000	ROUTINE MAINTENANCE	11-0300	CLEANING CULVERTS AND DITCHES	58.49	8.73	
				11-0000	ROUTINE MAINTENANCE	11-0400	BRUSH AND WEED CONTROL	1408.93	210.29	
				11-0000	ROUTINE MAINTENANCE	11-0500	SNOW AND ICE REMOVAL	1548.70	231.30	
				11-0000	ROUTINE MAINTENANCE	11-0600	TRAFFIC SERVICES (INCL. SIGNS)	170.70	25.47	
								* Total	2343.09	
0810	GRAVEL	01	6.7000	12-0000	REPAIRS AND REPLACEMENTS	12-0200	RESURFACING	4173.69	622.93	
				12-0000	REPAIRS AND REPLACEMENTS	12-0400	WASHOUTS	193.96	28.95	
				12-0000	REPAIRS AND REPLACEMENTS			4367.65	651.88	
			6.7000					* Total		
0810	GRAVEL	01	6.7000					** Total	2994.97	
0820	GRAVEL	01	4.5000	11-0000	ROUTINE MAINTENANCE	11-0100	SMOOTHING SURFACE	7750.63	1722.38	
				11-0000	ROUTINE MAINTENANCE	11-0200	MINOR SURFACE REPAIR	97.13	21.57	

PENNINGTON COUNTY HIGHWAY DEPARTMENT

Summary of Road Maintenance by Road

Program	Road	Surface	Surf	Road Length	Level2	Description	Level3	Description	Road Cost	Cost Per Mile
0820	GRAVEL	01	4.5000	11-0000	ROUTINE MAINTENANCE	11-0300	CLEANING CULVERTS AND DITCHES	32.76	7.28	
				11-0000	ROUTINE MAINTENANCE	11-0400	BRUSH AND WEED CONTROL	1216.02	270.23	
				11-0000	ROUTINE MAINTENANCE	11-0500	SNOW AND ICE REMOVAL	901.41	200.27	
				11-0000	ROUTINE MAINTENANCE	11-0600	TRAFFIC SERVICES (INCL. SIGNS)	71.62	15.91	
				11-0000	ROUTINE MAINTENANCE	* Total		10069.57	2237.64	
				11-0000	ROUTINE MAINTENANCE	** Total		10069.57	2237.64	
0830	GRAVEL	01	2.0000	11-0000	ROUTINE MAINTENANCE	11-0100	SMOOTHING SURFACE	4675.14	2337.61	
				11-0000	ROUTINE MAINTENANCE	11-0200	MINOR SURFACE REPAIR	52.76	26.40	
				11-0000	ROUTINE MAINTENANCE	11-0300	CLEANING CULVERTS AND DITCHES	458.77	229.41	
				11-0000	ROUTINE MAINTENANCE	11-0400	BRUSH AND WEED CONTROL	542.77	271.39	
				11-0000	ROUTINE MAINTENANCE	11-0500	SNOW AND ICE REMOVAL	578.84	289.44	
				11-0000	ROUTINE MAINTENANCE	11-0600	TRAFFIC SERVICES (INCL. SIGNS)	117.80	58.91	
0830	GRAVEL	01	2.0000	11-0000	ROUTINE MAINTENANCE	* Total		6426.08	3213.16	
				12-0000	REPAIRS AND REPLACEMENTS	12-0300	CULVERTS, BRIDGES, GUARD RAILS	278.66	139.34	
				12-0000	REPAIRS AND REPLACEMENTS	12-0400	WASHOUTS	193.96	96.98	
				12-0000	REPAIRS AND REPLACEMENTS	* Total		472.62	236.32	
				12-0000	REPAIRS AND REPLACEMENTS	** Total		6898.70	3449.48	
				12-0000	REPAIRS AND REPLACEMENTS	* Total		17185.71	1909.38	
0840	GRAVEL	01	9.0000	11-0000	ROUTINE MAINTENANCE	11-0100	SMOOTHING SURFACE	226.64	25.17	
				11-0000	ROUTINE MAINTENANCE	11-0200	MINOR SURFACE REPAIR	96.62	10.73	
				11-0000	ROUTINE MAINTENANCE	11-0300	CLEANING CULVERTS AND DITCHES	2052.39	228.04	
				11-0000	ROUTINE MAINTENANCE	11-0400	BRUSH AND WEED CONTROL	2043.35	226.97	
				11-0000	ROUTINE MAINTENANCE	11-0500	SNOW AND ICE REMOVAL	336.69	37.40	
				11-0000	ROUTINE MAINTENANCE	11-0600	TRAFFIC SERVICES (INCL. SIGNS)	21941.40	2437.69	
0840	GRAVEL	01	9.0000	12-0000	REPAIRS AND REPLACEMENTS	12-0200	RESURFACING	23261.18	2584.55	
				12-0000	REPAIRS AND REPLACEMENTS	* Total		23261.18	2584.55	
				12-0000	REPAIRS AND REPLACEMENTS	** Total		45202.58	5022.24	
				11-0000	ROUTINE MAINTENANCE	11-0100	SMOOTHING SURFACE	15084.41	1508.39	
				11-0000	ROUTINE MAINTENANCE	11-0200	MINOR SURFACE REPAIR	207.37	20.73	
				11-0000	ROUTINE MAINTENANCE	11-0300	CLEANING CULVERTS AND DITCHES	64.66	6.47	
0850	GRAVEL	01	10.0000	11-0000	ROUTINE MAINTENANCE	11-0400	BRUSH AND WEED CONTROL	1817.42	181.74	
				11-0000	ROUTINE MAINTENANCE	11-0500	SNOW AND ICE REMOVAL	1390.19	139.05	
				11-0000	ROUTINE MAINTENANCE	11-0600	TRAFFIC SERVICES (INCL. SIGNS)	281.83	28.19	
				11-0000	ROUTINE MAINTENANCE	* Total		18845.88	1884.57	
				11-0000	ROUTINE MAINTENANCE	** Total		18845.88	1884.57	
				11-0000	ROUTINE MAINTENANCE	* Total		2579.84	1289.96	
0860	GRAVEL	01	2.0000	11-0000	ROUTINE MAINTENANCE	11-0100	SMOOTHING SURFACE	2579.84	1289.96	

PENNINGTON COUNTY HIGHWAY DEPARTMENT

Summary of Road Maintenance by Road

Program	Road	Surface	Surf	Road Length	Level2	Description	Level3	Description	Road Cost	Cost Per Mile
Prg. 30 - 30	0860	GRAVEL	01	2.0000	11-0000	ROUTINE MAINTENANCE	11-0200	MINOR SURFACE REPAIR	40.71	20.37
					11-0000	ROUTINE MAINTENANCE	11-0300	CLEANING CULVERTS AND DITCHES	12.19	6.10
					11-0000	ROUTINE MAINTENANCE	11-0400	BRUSH AND WEED CONTROL	421.46	210.74
					11-0000	ROUTINE MAINTENANCE	11-0500	SNOW AND ICE REMOVAL	304.23	152.13
					11-0000	ROUTINE MAINTENANCE	11-0600	TRAFFIC SERVICES (INCL. SIGNS)	170.12	85.08
					11-0000	ROUTINE MAINTENANCE		* Total	3528.55	1764.38
					11-0000	ROUTINE MAINTENANCE		** Total	3528.55	1764.38
					11-0000	ROUTINE MAINTENANCE	11-0100	SMOOTHING SURFACE	3081.97	3081.97
					11-0000	ROUTINE MAINTENANCE	11-0200	MINOR SURFACE REPAIR	27.53	27.53
					11-0000	ROUTINE MAINTENANCE	11-0300	CLEANING CULVERTS AND DITCHES	13.00	13.00
	0870	GRAVEL	01	1.0000	11-0000	ROUTINE MAINTENANCE	11-0400	BRUSH AND WEED CONTROL	267.22	267.22
					11-0000	ROUTINE MAINTENANCE	11-0500	SNOW AND ICE REMOVAL	387.36	387.36
					11-0000	ROUTINE MAINTENANCE	11-0600	TRAFFIC SERVICES (INCL. SIGNS)	27.04	27.04
					11-0000	ROUTINE MAINTENANCE		* Total	3804.12	3804.12
					11-0000	ROUTINE MAINTENANCE		** Total	3804.12	3804.12
					11-0000	ROUTINE MAINTENANCE	11-0100	SMOOTHING SURFACE	6188.19	2062.69
					11-0000	ROUTINE MAINTENANCE	11-0200	MINOR SURFACE REPAIR	76.20	25.39
					11-0000	ROUTINE MAINTENANCE	11-0300	CLEANING CULVERTS AND DITCHES	32.85	10.95
					11-0000	ROUTINE MAINTENANCE	11-0400	BRUSH AND WEED CONTROL	594.57	198.19
					11-0000	ROUTINE MAINTENANCE	11-0500	SNOW AND ICE REMOVAL	550.66	183.61
	0880	GRAVEL	01	3.0000	11-0000	ROUTINE MAINTENANCE	11-0600	TRAFFIC SERVICES (INCL. SIGNS)	316.48	105.51
					11-0000	ROUTINE MAINTENANCE		* Total	7758.95	2586.34
					12-0000	REPAIRS AND REPLACEMENTS	12-0200	RESURFACING	6173.68	2057.87
					12-0000	REPAIRS AND REPLACEMENTS	12-0400	WASHOUTS	211.19	70.40
					12-0000	REPAIRS AND REPLACEMENTS		* Total	6384.87	2128.27
					11-0000	ROUTINE MAINTENANCE	11-0100	SMOOTHING SURFACE	14143.82	4714.61
					11-0000	ROUTINE MAINTENANCE	11-0200	MINOR SURFACE REPAIR	12901.00	1842.97
					11-0000	ROUTINE MAINTENANCE	11-0300	CLEANING CULVERTS AND DITCHES	153.43	21.91
					11-0000	ROUTINE MAINTENANCE	11-0400	BRUSH AND WEED CONTROL	188.25	26.89
					11-0000	ROUTINE MAINTENANCE	11-0500	SNOW AND ICE REMOVAL	1518.23	216.91
	0890	GRAVEL	01	7.0000	11-0000	ROUTINE MAINTENANCE	11-0600	TRAFFIC SERVICES (INCL. SIGNS)	357.26	51.02
					11-0000	ROUTINE MAINTENANCE		* Total	16417.82	2345.43
					12-0000	REPAIRS AND REPLACEMENTS	12-0200	RESURFACING	2609.56	372.79
					12-0000	REPAIRS AND REPLACEMENTS		* Total	2609.56	372.79
					12-0000	REPAIRS AND REPLACEMENTS		** Total	19027.38	2718.22

PENNINGTON COUNTY HIGHWAY DEPARTMENT

Summary of Road Maintenance by Road

Program	Road	Surface	Surf	Road Length	Level2	Description	Level3	Description	Road Cost	Cost Per Mile
0900	0900	GRAVEL	01	4.0000	11-0000	ROUTINE MAINTENANCE	11-0100	SMOOTHING SURFACE	5471.17	1367.82
					11-0000	ROUTINE MAINTENANCE	11-0200	MINOR SURFACE REPAIR	88.25	22.07
					11-0000	ROUTINE MAINTENANCE	11-0300	CLEANING CULVERTS AND DITCHES	30.95	7.74
					11-0000	ROUTINE MAINTENANCE	11-0400	BRUSH AND WEED CONTROL	844.67	211.19
					11-0000	ROUTINE MAINTENANCE	11-0500	SNOW AND ICE REMOVAL	674.58	168.65
					11-0000	ROUTINE MAINTENANCE	11-0600	TRAFFIC SERVICES (INCL. SIGNS)	67.26	16.82
								* Total	7176.88	1794.29
								REPAIRS AND REPLACEMENTS	6074.23	1518.58
								REPAIRS AND REPLACEMENTS	6074.23	1518.58
								** Total	13251.11	3312.87
									6009.79	2003.27
0910	0910	GRAVEL	01	3.0000	11-0000	ROUTINE MAINTENANCE	11-0100	SMOOTHING SURFACE	70.73	23.57
					11-0000	ROUTINE MAINTENANCE	11-0200	MINOR SURFACE REPAIR	27.58	9.19
					11-0000	ROUTINE MAINTENANCE	11-0300	CLEANING CULVERTS AND DITCHES	682.79	227.61
					11-0000	ROUTINE MAINTENANCE	11-0400	BRUSH AND WEED CONTROL	371.79	123.97
					11-0000	ROUTINE MAINTENANCE	11-0500	SNOW AND ICE REMOVAL	58.94	19.64
					11-0000	ROUTINE MAINTENANCE	11-0600	TRAFFIC SERVICES (INCL. SIGNS)		
								* Total	7221.62	2407.25
								REPAIRS AND REPLACEMENTS	1228.52	409.51
								REPAIRS AND REPLACEMENTS	1228.52	409.51
								** Total	103.75	34.58
									103.75	34.58
0920	0920	GRAVEL	01	3.0000	11-0000	ROUTINE MAINTENANCE	11-0100	SMOOTHING SURFACE	3544.40	1772.25
					11-0000	ROUTINE MAINTENANCE	11-0200	MINOR SURFACE REPAIR	43.53	21.78
					11-0000	ROUTINE MAINTENANCE	11-0300	CLEANING CULVERTS AND DITCHES	14.91	7.46
					11-0000	ROUTINE MAINTENANCE	11-0400	BRUSH AND WEED CONTROL	322.05	161.04
					11-0000	ROUTINE MAINTENANCE	11-0500	SNOW AND ICE REMOVAL	286.21	143.12
					11-0000	ROUTINE MAINTENANCE	11-0600	TRAFFIC SERVICES (INCL. SIGNS)	32.52	16.27
								* Total	4243.62	2121.92
								REPAIRS AND REPLACEMENTS	4243.62	2121.92
								REPAIRS AND REPLACEMENTS	8792.51	2198.17
								** Total	95.41	23.86
									79.34	19.84
0930	0930	GRAVEL	01	4.0000	11-0000	ROUTINE MAINTENANCE	11-0100	SMOOTHING SURFACE	808.69	202.17
					11-0000	ROUTINE MAINTENANCE	11-0200	MINOR SURFACE REPAIR	720.94	180.25
					11-0000	ROUTINE MAINTENANCE	11-0300	CLEANING CULVERTS AND DITCHES		
					11-0000	ROUTINE MAINTENANCE	11-0400	BRUSH AND WEED CONTROL		
					11-0000	ROUTINE MAINTENANCE	11-0500	SNOW AND ICE REMOVAL		
								* Total		
								REPAIRS AND REPLACEMENTS		
								REPAIRS AND REPLACEMENTS		
								** Total		

Date: 3/1/2021

Time: 11:16 am

Fringe Benefits Excluded

From 01-0001-2020

Through 14-9999-2020

PENNINGTON COUNTY HIGHWAY DEPARTMENT Summary of Road Maintenance by Road

d_sum_road_cost_by_road_vertical_lv13

Program	Road	Surface	Surf	Road Length	Level2	Description	Level3	Description	Road Cost	Cost Per Mile
Prg. 30 - 30	0930	GRAVEL	01	4.0000	11-0000	ROUTINE MAINTENANCE	11-0600	TRAFFIC SERVICES (INCL. SIGNS)	80.66	20.16
					11-0000	ROUTINE MAINTENANCE		* Total	10577.55	2644.45
	0930	GRAVEL	01	4.0000	12-0000	REPAIRS AND REPLACEMENTS	12-0200	RESURFACING	1853.28	463.32
					12-0000	REPAIRS AND REPLACEMENTS		* Total	1853.28	463.32
	0930	GRAVEL	01	4.0000				** Total	12430.83	3107.77
	0940	GRAVEL	01	10.5000	11-0000	ROUTINE MAINTENANCE	11-0100	SMOOTHING SURFACE	16644.50	1585.20
					11-0000	ROUTINE MAINTENANCE	11-0200	MINOR SURFACE REPAIR	252.00	24.00
					11-0000	ROUTINE MAINTENANCE	11-0300	CLEANING CULVERTS AND DITCHES	223.63	21.30
					11-0000	ROUTINE MAINTENANCE	11-0400	BRUSH AND WEED CONTROL	2062.02	196.36
					11-0000	ROUTINE MAINTENANCE	11-0500	SNOW AND ICE REMOVAL	2245.73	213.87
					11-0000	ROUTINE MAINTENANCE	11-0600	TRAFFIC SERVICES (INCL. SIGNS)	214.61	20.44
					11-0000	ROUTINE MAINTENANCE		* Total	21642.49	2061.17
	0940	GRAVEL	01	10.5000	12-0000	REPAIRS AND REPLACEMENTS	12-0200	RESURFACING	29147.87	2775.97
					12-0000	REPAIRS AND REPLACEMENTS	12-0300	CULVERTS, BRIDGES, GUARD RAILS	2334.42	222.32
					12-0000	REPAIRS AND REPLACEMENTS		* Total	31482.29	2998.29
					12-0000	REPAIRS AND REPLACEMENTS		** Total	53124.78	5059.46
	0940	GRAVEL	01	10.5000	11-0000	ROUTINE MAINTENANCE	11-0100	SMOOTHING SURFACE	2366.25	2366.25
	0950	GRAVEL	01	1.0000	11-0000	ROUTINE MAINTENANCE	11-0200	MINOR SURFACE REPAIR	24.22	24.22
					11-0000	ROUTINE MAINTENANCE	11-0300	CLEANING CULVERTS AND DITCHES	9.82	9.82
					11-0000	ROUTINE MAINTENANCE	11-0400	BRUSH AND WEED CONTROL	271.90	271.90
					11-0000	ROUTINE MAINTENANCE	11-0500	SNOW AND ICE REMOVAL	218.32	218.32
					11-0000	ROUTINE MAINTENANCE	11-0600	TRAFFIC SERVICES (INCL. SIGNS)	20.86	20.86
					11-0000	ROUTINE MAINTENANCE		* Total	2911.37	2911.37
					11-0000	ROUTINE MAINTENANCE		** Total	2911.37	2911.37
	0950	GRAVEL	01	1.0000	11-0000	ROUTINE MAINTENANCE	11-0100	SMOOTHING SURFACE	9097.96	1819.61
	0960	GRAVEL	01	5.0000	11-0000	ROUTINE MAINTENANCE	11-0200	MINOR SURFACE REPAIR	111.74	22.34
					11-0000	ROUTINE MAINTENANCE	11-0300	CLEANING CULVERTS AND DITCHES	40.07	8.01
					11-0000	ROUTINE MAINTENANCE	11-0400	BRUSH AND WEED CONTROL	1019.24	203.85
					11-0000	ROUTINE MAINTENANCE	11-0500	SNOW AND ICE REMOVAL	700.52	140.10
					11-0000	ROUTINE MAINTENANCE	11-0600	TRAFFIC SERVICES (INCL. SIGNS)	86.77	17.35
					11-0000	ROUTINE MAINTENANCE		* Total	11056.30	2211.26
	0960	GRAVEL	01	5.0000	12-0000	REPAIRS AND REPLACEMENTS	12-0200	RESURFACING	2786.14	557.24
					12-0000	REPAIRS AND REPLACEMENTS		* Total	2786.14	557.24
	0960	GRAVEL	01	5.0000	11-0000	ROUTINE MAINTENANCE	11-0100	SMOOTHING SURFACE	13842.44	2768.50
	0970	GRAVEL	01	10.5000	11-0000	ROUTINE MAINTENANCE	11-0200	MINOR SURFACE REPAIR	18664.56	1777.65
					11-0000	ROUTINE MAINTENANCE	11-0100	SMOOTHING SURFACE	273.45	26.04
					11-0000	ROUTINE MAINTENANCE	11-0200	MINOR SURFACE REPAIR		

PENNINGTON COUNTY HIGHWAY DEPARTMENT

Summary of Road Maintenance by Road

Program	Road	Surface	Surf	Road Length	Level2	Description	Level3	Description	Road Cost	Cost Per Mile
Prg. 30 - 30	0970	GRAVEL	01	10.5000	11-0000	ROUTINE MAINTENANCE	11-0300	CLEANING CULVERTS AND DITCHES	1732.91	165.06
					11-0000	ROUTINE MAINTENANCE	11-0400	BRUSH AND WEED CONTROL	2250.68	214.35
					11-0000	ROUTINE MAINTENANCE	11-0500	SNOW AND ICE REMOVAL	2221.60	211.60
					11-0000	ROUTINE MAINTENANCE	11-0600	TRAFFIC SERVICES (INCL. SIGNS)	254.73	24.26
					11-0000	ROUTINE MAINTENANCE		* Total	25397.93	2418.96
	0970	GRAVEL	01	10.5000	12-0000	REPAIRS AND REPLACEMENTS	12-0200	RESURFACING	43334.96	4127.16
					12-0000	REPAIRS AND REPLACEMENTS	12-0400	WASHOUTS	211.46	20.14
					12-0000	REPAIRS AND REPLACEMENTS		* Total	43546.42	4147.30
	0970	GRAVEL	01	10.5000	14-0000	SPECIAL WORK	14-0100	DUST TREATMENTS	62.93	6.00
					14-0000	SPECIAL WORK		* Total	62.93	6.00
	0970	GRAVEL	01	10.5000	11-0000	ROUTINE MAINTENANCE	11-0100	SMOOTHING SURFACE	69007.28	6572.26
	0980	GRAVEL	01	1.0000	11-0000	ROUTINE MAINTENANCE	11-0100	SMOOTHING SURFACE	747.11	747.11
					11-0000	ROUTINE MAINTENANCE		* Total	747.11	747.11
	0980	GRAVEL	01	1.0000	11-0000	ROUTINE MAINTENANCE	11-0100	SMOOTHING SURFACE	747.11	747.11
	0990	GRAVEL	01	1.0000	11-0000	ROUTINE MAINTENANCE	11-0100	SMOOTHING SURFACE	102.23	102.23
					11-0000	ROUTINE MAINTENANCE		* Total	102.23	102.23
	0990	GRAVEL	01	1.0000	11-0000	ROUTINE MAINTENANCE	11-0100	SMOOTHING SURFACE	102.23	102.23
	1000	GRAVEL	01	2.5000	11-0000	ROUTINE MAINTENANCE	11-0100	SMOOTHING SURFACE	4119.56	1647.82
					11-0000	ROUTINE MAINTENANCE	11-0200	MINOR SURFACE REPAIR	64.34	25.73
					11-0000	ROUTINE MAINTENANCE	11-0300	CLEANING CULVERTS AND DITCHES	28.17	11.26
					11-0000	ROUTINE MAINTENANCE	11-0400	BRUSH AND WEED CONTROL	455.19	182.07
					11-0000	ROUTINE MAINTENANCE	11-0500	SNOW AND ICE REMOVAL	525.37	210.13
					11-0000	ROUTINE MAINTENANCE	11-0600	TRAFFIC SERVICES (INCL. SIGNS)	59.21	23.68
					11-0000	ROUTINE MAINTENANCE		* Total	5251.84	2100.69
	1000	GRAVEL	01	2.5000	12-0000	REPAIRS AND REPLACEMENTS	12-0200	RESURFACING	9836.09	3934.44
					12-0000	REPAIRS AND REPLACEMENTS		* Total	9836.09	3934.44
	1000	GRAVEL	01	2.5000	12-0000	REPAIRS AND REPLACEMENTS		** Total	15087.93	6035.13
								*** Total	1344375.36	179983.56
Prg. 30 - 30								Grand Total	2708855.98	457137.95

Date: 3/1/2021

Time: 11:17 am

Fringe Benefits Excluded

From: 1-2020 ALL PROGRAMS COMBINED

Through: 14-2020

PENNINGTON COUNTY HIGHWAY DEPARTMENT

Road Maintenance Costs By Account

Account	Description	Labor Cost	Equipment Cost	Material	Other Costs	Total Cost
10-0000	MAINTENANCE					
11-0000	ROUTINE MAINTENANCE					
11-0100	SMOOTHING SURFACE					
11-0101	BLADING GRAVEL ROADS	103,619.76	363,410.66	235.52	.00	467,265.94
11-0102	SCARIFY/MIXING GRAVEL BINDER	.00	.00	.00	.00	.00
11-0103	INSPECTING ROAD SURFACE	51,369.54	115,514.11	.00	.00	166,883.65
11-0104	SWEEPING ROAD SURFACE	24.32	80.00	.00	.00	104.32
11-0105	EQUIPMENT RENTAL	.00	.00	.00	.00	.00
11-0199	EOY UNALLOCATED SPREADS	.00	.00	.00	322,226.81	322,226.81
11-0100	Total	155,013.62	479,004.77	235.52	322,226.81	956,480.72
11-0200	MINOR SURFACE REPAIR					
11-0201	PATCHING/CRACK FILLING BITUM.	3,879.33	2,304.84	.00	155,332.89	161,517.06
11-0202	REPAIRING/CRACK FILLING CONC.	.00	.00	.00	19,370.00	19,370.00
11-0203	SEALING PATCHES	.00	.00	.00	.00	.00
11-0204	REPAIRING SAND POCKETS	.00	.00	.00	.00	.00
11-0205	CLEANING/SWEEPING BRIDGE DECKS	.00	.00	.00	.00	.00
11-0206	CLEANING/SWEEPING PAVEMENT	.00	.00	.00	470.39	470.39
11-0299	EOY UNALLOCATED SPREADS	.00	.00	.00	14,785.35	14,785.35
11-0200	Total	3,879.33	2,304.84	.00	189,958.63	196,142.80
11-0300	CLEANING CULVERTS AND DITCHES					
11-0301	CLEANING/THAWING CULVERTS	1,247.19	3,241.24	.00	.00	4,488.43
11-0302	CLEANING DITCHES (MINOR)	.00	.00	.00	.00	.00
11-0303	REPAIRING TILE LINES	.00	.00	.00	.00	.00
11-0304	LOWERING/RAISING CULVERTS	.00	.00	.00	.00	.00
11-0305	MARKING CULVERT ENDS	.00	.00	.00	.00	.00
11-0306	PICKING UP ROCK OFF ROADWAY	1,811.36	5,274.44	.00	.00	7,085.80
11-0307	INSPECTING CULVERTS	.00	.00	.00	.00	.00
11-0308	ROAD BENEFITS ON DITCHES	.00	.00	.00	1,989.18	1,989.18
11-0309	EQUIPMENT RENTAL	.00	.00	.00	.00	.00
11-0310	BEAVER DAMS	402.77	918.45	.00	.00	1,321.22
11-0311	LEVELING SPOILBANK	267.02	1,060.00	.00	.00	1,327.02
11-0399	EOY UNALLOCATED SPREADS	.00	.00	.00	5,495.91	5,495.91
11-0300	Total	3,728.34	10,494.13	.00	7,485.09	21,707.56
11-0400	BRUSH AND WEED CONTROL					
11-0401	MOWING GRASS AND WEEDS	31,131.12	88,840.59	.00	.00	119,971.71
11-0402	SPRAYING WEEDS AND BRUSH	3,217.98	8,329.45	26,617.37	.00	38,164.80
11-0403	CLEARING AND GRUBBING (MINOR)	2,099.52	3,087.93	.00	.00	5,187.45
11-0404	INSPECTING BRUSH & WEED	.00	.00	.00	.00	.00
11-0499	EOY UNALLOCATED SPREADS	.00	.00	.00	54,029.90	54,029.90
11-0400	Total	36,448.62	100,257.97	26,617.37	54,029.90	217,353.86
11-0500	SNOW AND ICE REMOVAL					

PENNINGTON COUNTY HIGHWAY DEPARTMENT

Road Maintenance Costs By Account

Account	Description	Labor Cost	Equipment Cost	Material	Other Costs	Total Cost
11-0500	SNOW AND ICE REMOVAL					
11-0501	MAINTAINING SNOW FENCE	841.35	2,498.76	.00	.00	3,340.11
11-0502	PLOWING AND WINGING SNOW	39,819.22	127,677.53	.00	.00	167,496.75
11-0503	SANDING AND SALTING ROADS	3,310.37	9,910.14	.00	.00	13,220.51
11-0504	CLEANING SNOW BRIDGES & RAILS	.00	.00	.00	.00	.00
11-0505	INSPECTING (SNOW REMOVAL)	.00	.00	.00	.00	.00
11-0506	CLEAN INTERSECTIONS	2,562.90	7,839.00	17.60	.00	10,419.50
11-0507	EQUIPMENT RENTAL	.00	.00	.00	.00	.00
11-0599	EOY UNALLOCATED SPREADS	.00	.00	.00	95,796.75	95,796.75
11-0500	Total	46,533.84	147,925.43	17.60	95,796.75	290,273.62
11-0600	TRAFFIC SERVICES (INCL. SIGNS)					
11-0601	MAINTAINING POSTED SIGNS	7,253.24	11,613.34	2,184.04	3,511.16	24,561.78
11-0602	MAINTAINING TRAFFIC SIGNALS	.00	.00	.00	6,544.37	6,544.37
11-0603	STRIPING PAVEMENT	.00	.00	.00	44,200.67	44,200.67
11-0604	INSPECTING ROADS	.00	.00	.00	.00	.00
11-0605	PATROLLING ROADS LOAD RESTRICT	.00	.00	.00	.00	.00
11-0606	OPERATION OF RIVER CROSSING	.00	.00	.00	.00	.00
11-0607	GOODRIDGE LIFT STATION	.00	.00	.00	955.69	955.69
11-0608	EMERGENCY ASSISTANCE	.00	.00	.00	.00	.00
11-0609	RUMBLE STRIPPES	.00	.00	.00	.00	.00
11-0610	REPAIRING FENCE	.00	.00	.00	.00	.00
11-0611	REMOVE RAILROAD CROSSING	.00	.00	.00	.00	.00
11-0612	LINE MOVES	.00	.00	.00	.00	.00
11-0613	REMOVE TRAFFIC SIGNAL	.00	.00	.00	.00	.00
11-0699	EOY UNALLOCATED SPREADS	.00	.00	.00	26,102.52	26,102.52
11-0600	Total	7,253.24	11,613.34	2,184.04	81,314.41	102,365.03
11-0000	Total	252,856.99	751,600.48	29,054.53	750,811.59	1,784,323.59
12-0000	REPAIRS AND REPLACEMENTS					
12-0100	RESHAPING					
12-0101	RESHAPING SHOULDERS (MINOR)	284.58	774.44	7.32	.00	1,066.34
12-0102	RESHAPING ROADBED (MINOR)	.00	.00	.00	.00	.00
12-0103	RESHAPING DITCH (MINOR)	.00	.00	.00	.00	.00
12-0104	RESHAPING BACKSLOPE (MINOR)	.00	.00	.00	.00	.00
12-0105	INSPECTING (RESHAPING MINOR)	.00	.00	.00	.00	.00
12-0106	EQUIPMENT RENTAL	.00	.00	.00	.00	.00
12-0107	SELECT FILL	.00	.00	.00	.00	.00
12-0100	Total	284.58	774.44	7.32	.00	1,066.34
12-0200	RESURFACING					
12-0201	SPOT GRAVELLING OF ROAD	35,890.95	332,859.90	35,691.70	.00	404,442.55
12-0202	CONTINUOUS GRAVELLING OF ROAD	.00	.00	.00	.00	.00

PENNINGTON COUNTY HIGHWAY DEPARTMENT

Road Maintenance Costs By Account

ALL PROGRAMS COMBINED

Account	Description	Labor Cost	Equipment Cost	Material	Other Costs	Total Cost
12-0200	RESURFACING					
12-0203	ADDING BINDER TO ROAD SURFACE	.00	.00	.00	.00	.00
12-0204	STABILIZING GRAVEL SURFACE	.00	.00	.00	.00	.00
12-0205	REGRAVELING	.00	.00	.00	.00	.00
12-0206	INSPECTING (RESURFACING)	.00	.00	.00	.00	.00
12-0207	EQUIPMENT RENTAL	.00	.00	.00	.00	.00
12-0208	HAUL LOADER	589.88	5,317.47	.00	.00	5,907.35
12-0209	AGGREGATE BASE-STOCKPILING	.00	.00	.00	.00	.00
12-0210	WATER	.00	.00	.00	38.36	38.36
12-0200	Total	36,480.83	338,177.37	35,691.70	38.36	410,388.26
12-0300	CULVERTS, BRIDGES, GUARD RAILS					
12-0301	REPLACING CULVERT (LIKE SIZE)	2,836.22	12,147.59	18,062.46	998.00	34,044.27
12-0302	REPAIRING BRIDGE	1,333.72	1,671.30	.00	70,990.18	73,995.20
12-0303	PAINTING BRIDGE	.00	.00	.00	.00	.00
12-0304	REPAIRING GUARD RAILS	.00	.00	.00	.00	.00
12-0305	REPAIR FLOODGATES	430.75	957.24	.00	.00	1,387.99
12-0306	REPAIR CULVERTS	.00	.00	.00	.00	.00
12-0307	REPAIR ON RAILROAD CROSSINGS	.00	.00	.00	.00	.00
12-0308	INSPECTING	.00	.00	.00	.00	.00
12-0309	EQUIPMENT RENTAL	.00	.00	.00	.00	.00
12-0310	REPLACE MAILBOXES	172.70	374.50	1,602.98	.00	2,150.18
12-0311	HAUL PIPE	399.36	2,045.80	.00	.00	2,445.16
12-0312	REMOVE CULVERT	.00	.00	.00	.00	.00
12-0313	REMOVE OLD BRIDGE	.00	.00	.00	.00	.00
12-0300	Total	5,172.75	17,196.43	19,665.44	71,988.18	114,022.80
12-0400	WASHOUTS					
12-0401	REPAIRING ROADBED WASHOUT	1,359.73	8,090.14	1,225.56	.00	10,675.43
12-0402	REPAIRING SHOULDER WASHOUT	.00	.00	.00	.00	.00
12-0403	REPAIRING DITCH WASHOUT	.00	.00	.00	.00	.00
12-0404	REPAIRING BACKSLOPE WASHOUT	.00	.00	.00	.00	.00
12-0405	REPAIRING CULVERT WASHOUT	835.23	4,241.74	71.00	.00	5,147.97
12-0406	INSPECTING WASHOUTS	1,220.47	2,542.32	.00	.00	3,762.79
12-0407	PUTTING UP BARRICADES	772.37	1,917.22	.00	.00	2,689.59
12-0400	Total	4,187.80	16,791.42	1,296.56	.00	22,275.78
12-0500	STORM CLEANUP					
12-0501	CLEAN STORM SEWER	.00	.00	.00	.00	.00
12-0500	Total	.00	.00	.00	.00	.00
12-0000	Total	46,125.96	372,939.66	56,661.02	72,026.54	547,753.18
13-0000	BETTERMENTS					
13-0100	NEW CULVERTS, RAILS, OR TILING					

Date: 3/1/2021

Time: 11:17 am

Fringe Benefits Excluded

From: 1-2020

Through: 14-2020

PENNINGTON COUNTY HIGHWAY DEPARTMENT

Road Maintenance Costs By Account

ALL PROGRAMS COMBINED

Account	Description	Labor Cost	Equipment Cost	Material	Other Costs	Total Cost
13-0100	NEW CULVERTS, RAILS, OR TILING					
13-0101	INSTALLING CULVERT NEW/LARGER	1,132.41	2,306.40	35.20	77,268.09	80,742.10
13-0102	INSTALLING NEW GUARD RAIL	.00	.00	.00	.00	.00
13-0103	INSTALLING NEW TILE LINES	.00	.00	.00	.00	.00
13-0104	INSTALLING RIP RAP	.00	.00	.00	.00	.00
13-0105	INSTALLING EROSION CONTROL	.00	.00	.00	.00	.00
13-0106	INSTALLING APPROACHES/DRIVES	.00	.00	.00	.00	.00
13-0107	INSTALL NEW FLOODGATES	.00	.00	1,015.00	.00	1,015.00
13-0108	INSPECTING PIPE	.00	.00	.00	.00	.00
13-0109	EQPMT RENTAL-RAILROAD XING WID	.00	.00	.00	.00	.00
13-0110	INSTALL NEW SIGNS	.00	.00	.00	.00	.00
13-0100	Total	1,132.41	2,306.40	1,050.20	77,268.09	81,757.10
13-0200	CUTS AND FILLS					
13-0201	RESHAPING SHOULDERS (MAJOR)	1,643.51	10,609.03	908.00	254,469.60	267,630.14
13-0202	RESHAPING ROADBED (MAJOR)	.00	.00	.00	.00	.00
13-0203	RESHAPING DITCH (MAJOR)	.00	.00	.00	.00	.00
13-0204	RESHAPING BACKSLOPE (MAJOR)	.00	.00	.00	.00	.00
13-0205	FILLING-CONCRETE DEMO.	.00	.00	.00	.00	.00
13-0206	INSPECTING (RESHAPING MAJOR)	.00	.00	.00	.00	.00
13-0207	EQUIPMENT RENTAL	.00	.00	.00	.00	.00
13-0208	MOBILIZATION	.00	.00	.00	.00	.00
13-0200	Total	1,643.51	10,609.03	908.00	254,469.60	267,630.14
13-0300	SEEDING AND SODDING					
13-0301	TURF ESTABLISHMENT	.00	.00	.00	.00	.00
13-0302	PLANTING TREES AND SHRUBS	.00	.00	.00	.00	.00
13-0300	Total	.00	.00	.00	.00	.00
13-0400	BITUMINOUS TREATMENT					
13-0401	SPOT RETREATING BITUMINOUS	.00	.00	.00	.00	.00
13-0402	BITUMINOUS OVERLAY	.00	.00	.00	.00	.00
13-0403	SEAL COATING BITUMINOUS	.00	.00	.00	.00	.00
13-0404	REMOVE BITUMINOUS PAVEMENT	.00	.00	.00	.00	.00
13-0400	Total	.00	.00	.00	.00	.00
13-0500	SUBGRADE					
13-0501	EQUIPMENT RENTAL	.00	.00	.00	.00	.00
13-0502	SELECT FILL	.00	.00	.00	.00	.00
13-0503	SAWED/SEALED JOINT	.00	.00	.00	.00	.00
13-0504	FABRIC	.00	.00	.00	.00	.00
13-0505	SLOPE PREPARATION	.00	.00	.00	.00	.00
13-0500	Total	.00	.00	.00	.00	.00
13-0600	CONCRETE					
13-0600	Total	.00	.00	.00	.00	.00

PENNINGTON COUNTY HIGHWAY DEPARTMENT

Road Maintenance Costs By Account

From: 1-2020 ALL PROGRAMS COMBINED
 Through: 14-2020

Account	Description	Labor Cost	Equipment Cost	Material	Other Costs	Total Cost
13-0600	CONCRETE					
13-0601	CURB & GUTTER	.00	.00	.00	.00	.00
13-0602	REMOVE CONCRETE WALK	.00	.00	.00	.00	.00
13-0603	STRUCTURAL CONCRETE	.00	.00	.00	.00	.00
13-0604	WALKS	.00	.00	.00	.00	.00
13-0600	Total	.00	.00	.00	.00	.00
13-0000	Total	2,775.92	12,915.43	1,958.20	331,737.69	349,387.24
14-0000	SPECIAL WORK					
14-0100	DUST TREATMENTS					
14-0101	APPLYING CALCIUM CHLORIDE	1,301.98	1,664.24	.00	20,675.36	23,641.58
14-0102	APPLYING OTHER DUST TREAT.	.00	.00	.00	.00	.00
14-0100	Total	1,301.98	1,664.24	.00	20,675.36	23,641.58
14-0200	PROSPECTING FOR GRAVEL					
14-0200	PROSPECTING FOR GRAVEL	.00	.00	.00	.00	.00
14-0200	Total	.00	.00	.00	.00	.00
14-0300	MUD JACKING AND FROST BOILS					
14-0301	MUD JACKING PAVEMENT	.00	.00	.00	.00	.00
14-0302	REPAIRING FROST BOILS	.00	.00	.00	.00	.00
14-0300	Total	.00	.00	.00	.00	.00
14-0400	FLOOD DAMAGE REPAIR					
14-0400	FLOOD DAMAGE REPAIR	.00	.00	.00	.00	.00
14-0400	Total	.00	.00	.00	.00	.00
14-0500	PEST CONTROL					
14-0501	GRASSHOPPER SPRAYING	.00	.00	.00	.00	.00
14-0502	WILDLIFE REMOVAL	105.67	144.72	.00	.00	250.39
14-0500	Total	105.67	144.72	.00	.00	250.39
14-0600	SURVEYING					
14-0600	SURVEYING	.00	.00	.00	3,500.00	3,500.00
14-0600	Total	.00	.00	.00	3,500.00	3,500.00
14-0700	PAVEMENT MANAGEMENT SYSTEM					
14-0700	PAVEMENT MANAGEMENT SYSTEM	.00	.00	.00	.00	.00
14-0700	Total	.00	.00	.00	.00	.00
14-0800	TRAINEES					
14-0800	TRAINEES	.00	.00	.00	.00	.00
14-0800	Total	.00	.00	.00	.00	.00
14-0000	Total	1,407.65	1,808.96	.00	24,175.36	27,391.97
15-0000	SPECIAL AGREEMENTS					
15-0100	CITY OF THIEF RIVER FALLS					

Date: 3/1/2021

Time: 11:17 am

Fringe Benefits Excluded

From: 1-2020 ALL PROGRAMS COMBINED

Through: 14-2020

PENNINGTON COUNTY HIGHWAY DEPARTMENT

Road Maintenance Costs By Account

Account	Description	Labor Cost	Equipment Cost	Material	Other Costs	Total Cost
15-0100	CITY OF THIEF RIVER FALLS					
15-0100	CITY OF THIEF RIVER FALLS	.00	.00	.00	.00	.00
15-0100	Total	.00	.00	.00	.00	.00
15-0200	CITY OF BBBB					
15-0200	CITY OF BBBB	.00	.00	.00	.00	.00
15-0200	Total	.00	.00	.00	.00	.00
15-0300	CITY OF CCCC					
15-0300	CITY OF CCCC	.00	.00	.00	.00	.00
15-0300	Total	.00	.00	.00	.00	.00
15-0400	CITY OF DDDD					
15-0400	CITY OF DDDD	.00	.00	.00	.00	.00
15-0400	Total	.00	.00	.00	.00	.00
15-0000	Total	.00	.00	.00	.00	.00
18-0000	MAINTENANCE-RIGHT OF WAY					
18-0100	HIGHWAY EASEMENTS					
18-0100	HIGHWAY EASEMENTS	.00	.00	.00	.00	.00
18-0100	Total	.00	.00	.00	.00	.00
18-0000	Total	.00	.00	.00	.00	.00
19-9900	ADJUSTING ENTRIES					
19-9901	1X PARTIAL PAYMENT ADJUSTMENTS					
19-9901	1X PARTIAL PAYMENT ADJUSTMENTS	.00	.00	.00	.00	.00
19-9901	Total	.00	.00	.00	.00	.00
19-9903	EOY FRINGE BENEFITS FROM 3X					
19-9903	EOY FRINGE BENEFITS FROM 3X	.00	.00	.00	.00	.00
19-9903	Total	.00	.00	.00	.00	.00
19-9900	Total	.00	.00	.00	.00	.00
10-0000	Total	303,166.52	1,139,264.53	87,673.75	1,178,751.18	2,708,855.98

PENNINGTON COUNTY HIGHWAY DEPARTMENT
FINANCIAL STATEMENT
As of December 31, 2020

ASSETS

CURRENT ASSETS

Cash	\$	935,908.64	
Current Taxes Receivable	\$	339,793.01	
Accounts Receivable	\$	3,383.89	
Bridge Bonding Receivable	\$	8,073.04	
Due From Townships	\$	3,765.00	
State Aid Allotments	\$	(1,850,713.41)	
LRIP Grant	\$	259,118.00	
TEDI Grant	\$	<u>249,451.19</u>	
			\$ (51,220.64)

SUPPLIES INVENTORIES

Routine Replacements	\$	18,906.90	
Motor Fuel, Lube, Anti-Freeze	\$	5,988.80	
Field Materials and Supplies	\$	<u>338,102.32</u>	
			\$ <u>362,998.02</u>

TOTAL ASSETS \$ 311,777.38

PENNINGTON COUNTY HIGHWAY DEPARTMENT
 FINANCIAL STATEMENT
 As of December 31, 2020

LIABILITIES, RESERVES, AND FUND BALANCE

CURRENT LIABILITIES

Accounts Payable	\$	34,874.88	
Contracts Payable	\$	(501,392.08)	
Salaries and Wages Payable	\$	15,694.30	
Employee Benefits Payable	\$	100,531.36	
Due to State Aid	\$	609,332.78	
Deferred Revenue	\$	<u>(1,852,517.86)</u>	
			<u>\$ (1,593,476.62)</u>

DUMMY ACCOUNT-EQUIPMENT MEMO DEPRECIATION \$ -

FUND BALANCE

Reserve-Supplies Inventory	\$	362,998.02	
Designated-Shop Addition		\$310,000	
Unreserve/Undesignate Fund Bal	\$	<u>1,232,255.98</u>	
			<u>\$ 1,905,254.00</u>

TOTAL LIABILITIES, RESERVES AND FUND BALANCE \$ 311,777.38

PENNINGTON COUNTY HIGHWAY DEPARTMENT
FINANCIAL STATEMENT
As of December 31, 2020

UNRESERVED/UNDESIGNATED FUND BALANCE

BEGINNING FUND BALANCE		\$ 4,136,644.05
REVENUES		\$ 9,518,157.88
EXPENDITURES		
Maintenance	\$ 2,708,855.98	
Construction	\$ 9,874,882.38	
Administration and Support	\$ 334,110.40	
Equipment Operation	\$ (461,388.79)	
Authorized Work for Others	\$ 276,305.45	
Other Costs	\$ (310,219.47)	
		\$ 12,422,545.95
Adjustments to Fund Balance		\$ -
ENDING FUND BALANCE		<u>\$ 1,232,255.98</u>

PENNINGTON COUNTY, MINNESOTA, HIGHWAY DEPARTMENT

RECEIVABLES

STATE AID

AS OF DECEMBER 31, 2020

REGULAR MAINTENANCE				\$	-
REGULAR CONSTRUCTION				\$	-
MUNICIPAL MAINTENANCE				\$	-
MUNICIPAL CONSTRUCTION				\$	-
FEDERAL RECEIVABLE				\$	-
BRIDGE BONDING				\$	-
SUB-TOTAL				\$	-

SERVICE DURING THE YEAR

	BEGINNING BALANCE	CHARGES BILLED	PAYMENTS RECEIVED	ENDING BALANCE
<u>ACCOUNTS RECEIVABLE</u>				
DUE FROM INDIVIDUALS	\$ 6,462.60	\$ 103,779.03	\$ 106,857.74	\$ 3,383.89
DITCH SYSTEM	\$ -	\$ 105,758.23	\$ 105,758.23	\$ -
SUB-TOTAL	\$ 6,462.60	\$ 209,537.26	\$ 212,615.97	\$ 3,383.89

TOWNSHIPS

BLACK RIVER	435.00	3,785.00	4,160.00	60.00
BRAY	60.00	9,839.96	9,779.96	120.00
CLOVERLEAF	0.00	0.00	0.00	0.00
DEER PARK	570.00	3,085.00	3,455.00	200.00
GOODRIDGE	0.00	601.70	601.70	0.00
HICKORY	0.00	0.00	0.00	0.00
HIGHLANDING	1,739.80	0.00	1,739.80	0.00
KRATKA	565.00	4,820.89	5,265.89	120.00
MAYFIELD	(1,712.15)	603.00	(1,109.15)	0.00
NORDEN	871.73	11,471.26	11,627.99	715.00
NORTH	435.00	2,155.00	2,310.00	280.00
NUMEDAL	247.12	1,205.03	1,452.15	0.00
POLK CENTRE	280.00	3,170.00	3,450.00	0.00
REINER	0.00	0.00	0.00	0.00
RIVER FALLS	180.00	1,215.00	1,275.00	120.00
ROCKSBURY	810.00	6,080.00	6,395.00	495.00
SANDERS	495.00	8,722.61	8,717.61	500.00
SILVERTON	660.00	2,520.00	3,080.00	100.00
SMILEY	634.80	0.00	634.80	0.00
STAR	0.00	1,105.60	1,105.60	0.00
WYANDOTTE	360.00	8,361.00	7,641.00	1,080.00
HELGELAND	60.00	300.00	360.00	0.00
EXCEL	\$ (25.00)	\$ -	\$ -	\$ (25.00)
SUB-TOTAL	\$ 6,666.30	\$ 69,041.05	\$ 71,942.35	\$ 3,765.00

CITIES

GOODRIDGE	\$ -	\$ -	\$ -	\$ -
ST.HILAIRE	\$ -	\$ -	\$ -	\$ -
THIEF RIVER FALLS	\$ -	\$ -	\$ -	\$ -
SUB-TOTAL	\$ -	\$ -	\$ -	\$ -
TOTAL	\$ 13,128.90	\$ 278,578.31	\$ 284,558.32	\$ 7,148.89

TOTAL ACCOUNTS RECEIVABLE

\$ 7,148.89

DITCH SPREADSHEET TO SHOW 2021 NEEDS

Comp Code	Ditch	Balance 12/20/2020	Known Payables	Interest on Temp loan 7%	Known Receivables	Adjusted Balance	Estimated 2021 work Schedule	2020 Levy %	Proposed Levy	Original Benefit	20%	Temporary Transfer
0060	CD#6 R/N #1	\$1,473.69				\$1,473.69		0.0%	0.0%	\$6,164.93	\$1,232.99	
0080	CD#1-Rox-San	\$8,730.02	\$13,989.36			\$8,730.02		0.0%	0.0%	\$84,749.00	\$16,949.80	
0160	CD #16	(41,004.04)	\$3,989.36		\$7,875.00	(\$47,118.60)		100.0%	100.0%	\$9,063.11	\$1,812.62	\$50,000.00
0210	CD #21	(\$33,286.55)	\$9,616.09		\$7,875.00	(\$33,027.64)		50.0%	50.0%	\$12,760.84	\$2,552.17	\$40,000.00
0320	CD #32	\$13,870.72	\$372.61			\$13,498.11		5.0%	5.0%	\$20,446.60	\$4,089.32	
0330	CD #33	(\$951.34)				(\$951.34)		25.0%	25.0%	\$4,414.72	\$882.94	\$1,500.00
0350	CD #35	\$22,575.59				\$22,575.59		50.0%	50.0%	\$10,761.16	\$2,152.23	
0360	CD #36	\$7,222.59	\$4,588.88			\$22,633.71		20.0%	20.0%	\$22,098.88	\$4,419.78	
0370	CD #37	(\$19,669.11)	\$2,687.19			(\$22,356.30)		50.0%	50.0%	\$8,624.65	\$1,724.93	
0380	CD #38	\$16,384.76	\$928.11			\$15,456.65		30.0%	30.0%	\$30,688.96	\$6,137.79	
0390	CD #39	\$6,394.14				\$6,394.14		20.0%	20.0%	\$21,501.92	\$4,300.38	
0410	CD #41	\$12,209.46	\$4,412.81			\$7,796.65		1.5%	1.5%	\$671,161.83	\$134,232.37	
0420	CD #42	\$6,166.95				\$6,166.95		40.0%	40.0%	\$9,640.19	\$1,928.04	
0430	CD #43	\$14,476.98				\$14,476.98		25.0%	25.0%	\$14,424.44	\$2,884.89	
0440	CD #44	\$16,785.21				\$16,785.21		5.0%	5.0%	\$20,126.81	\$4,025.36	
0450	CD #45	(\$5,589.20)				(\$5,589.20)		50.0%	50.0%	\$4,738.38	\$947.68	\$6,000.00
0460	CD #46	\$7,996.48				\$7,996.48		10.0%	10.0%	\$4,380.68	\$916.14	
0470	CD #47	\$10,401.13				\$10,401.13		25.0%	25.0%	\$17,042.39	\$3,408.48	
0530	CD #53	\$12,252.10				\$12,252.10		20.0%	20.0%	\$12,100.32	\$2,420.06	
0650	CD #55	\$13,171.38	\$662.38			\$12,509.00		80.0%	80.0%	\$5,151.68	\$1,050.34	
0670	CD #57	\$34,896.41	\$7,056.46			\$27,839.95		30.0%	30.0%	\$17,834.00	\$3,566.80	
0680	CD #58	\$4,916.54				\$4,916.54		10.0%	10.0%	\$7,085.96	\$1,417.19	
0690	CD #59	\$7,069.86				\$7,069.86		20.0%	20.0%	\$4,523.06	\$904.61	
0720	CD #62	\$45,383.04	\$2,723.71			\$42,659.33		40.0%	40.0%	\$16,244.36	\$3,248.87	
0730	CD #71	(\$6,207.21)				\$105,103.31		4.0%	4.0%	\$224,475.70	\$44,895.14	(\$86,000.00)
0740	CD #73	\$3,101.65	\$270.36			(\$6,207.21)		60.0%	60.0%	\$7,948.34	\$1,589.67	\$7,000.00
0750	CD #74	\$4,286.72				\$2,831.29		10.0%	10.0%	\$2,639.05	\$527.81	
0770	CD #77	\$22,254.02	\$3,234.02			\$4,286.72		15.0%	15.0%	\$2,318.74	\$463.75	
0960	CD #96	(\$234,141.73)	\$18,075.15			\$35,422.80		30.0%	30.0%	\$26,806.90	\$5,361.38	
01091	CD #109-1	\$0.00				\$22,254.02		5.0%	5.0%	\$19,126.17	\$3,825.23	
01092	CD #109-2	\$3,554.18				(\$234,141.73)		5.0%	7.0%	\$762,182.98	\$152,436.60	\$36,000.00
01220&1	CD #122-0,1	\$117.84				\$0.00						
01222	CD #122 - 2	\$0.00				\$0.00						
0100	JD #1	\$59,140.54	\$16,157.70			\$720.61		25.0%	25.0%	\$45,457.90	\$9,091.58	
0110	JD #11	\$720.61				\$720.61		10.0%	10.0%	\$12,251.78	\$2,450.36	
0130	JD #13	\$100,902.47	\$6,467.71			\$100,255.76		15.0%	15.0%	\$103,839.74	\$20,767.95	
11301	RLWD Ditch #13	\$0.00				\$0.00						
11302	RLWD Ditch #13-2	\$0.00				\$0.00						
11401	RLWD Ditch #14	\$107,974.63				\$107,974.63						
01402	RLWD Ditch #14-2	\$0.00				\$0.00						
11501	RLWD Water Mgmt Dist 1	\$97,737.11				\$97,737.11						
11502	RLWD WMD #15-2	\$0.00				\$0.00						
11503	RLWD Water Mgmt Deferred	\$0.00				\$0.00						
21501	RLWD Ditch #15	\$0.00				\$0.00						
0930	JD#13 Penn/Red Lake	\$31,900.60				\$32,822.91		2.0%	2.0%	\$117,630.20	\$35,823.50	
0140	JD #14 MR/SR	\$0.00				\$0.00						
0150	JD #15	\$29,144.08				\$0.00						
0180	JD #18	\$5,457.78	\$11,710.69			\$29,144.08		20.0%	20.0%	\$11,084.85	\$2,216.97	\$5,500.00
0790	JD #25-3	\$107,705.84	\$5,131.65			(\$4,913.59)		20.0%	20.0%	\$70,396.82	\$14,079.36	
0300	JD #30	\$68,411.02	\$2,452.46			\$102,574.19		1.0%	1.0%	\$1,328,462.00	\$265,692.40	(\$83,000.00)
0840	JD #31	\$26,556.73	\$1,041.69			\$69,046.55		5.0%	7.0%	\$61,950.00	\$12,390.00	
0600	JD #60	\$233.35				\$25,515.04		4.0%	4.0%	\$302,285.53	\$60,457.11	
0810	JD #30 Br. A	\$2,990.08				\$233.35		5.0%	5.0%	\$12,501.76	\$2,500.35	
0880	JD #25-1 MR/SR	\$0.00				\$2,990.08		2.0%	2.0%	\$4,684.26	\$936.85	
0820	JD #25-2	\$0.00				\$0.00						
0850	Clearwater River	\$0.00				\$0.00						
0860	Red Lake River	\$0.00				\$0.00						
0870	Wild Rice	\$0.00				\$0.00						
		\$775,477.25	\$105,758.23	\$0.00	\$241,373.20	\$0.00						\$0.00
				\$0.00								\$169,000.00

Other payments
Hwy Ditch Work

\$105,758.23

DISTRIBUTION OF TOWN ROAD ACCOUNT MONEY 2020

\$234,034.00

PENNINGTON COUNTY

2020 Township
Road and Bridge
Levy

	TOWN	Levy %	AMOUNT DIST BASED ON LEVY	CENSUS PERCENTAGE	AMOUNT DIST BASED ON POPULATION	TOWN ROAD MILES - PERCENTAGE	AMOUNT DIST BASED ON ROAD MILES	TOTAL	Account to Credit
8,500.00	BLACK RIVER			82		8.19			
		0.025551461	\$597.99	1.66%	\$1,552.02	2.18%	\$2,556.20	\$4,706.21	78-871-5221
4,000.00	BRAY			64		14.55			
		0.012024217	\$281.40	1.29%	\$1,211.35	3.88%	\$4,541.22	\$6,033.97	78-872-5221
15,000.00	CLOVERLEAF			84		21.00			
		0.045090813	\$1,055.28	1.70%	\$1,589.88	5.60%	\$6,554.35	\$9,199.51	78-873-5221
8,000.00	DEER PARK			126		12.40			
		0.024048434	\$562.82	2.55%	\$2,384.82	3.31%	\$3,870.18	\$6,817.81	78-874-5221
20,500.00	GOODRIDGE			79		28.55			
		0.061624111	\$1,442.20	1.60%	\$1,495.24	7.61%	\$8,910.80	\$11,848.25	78-875-5221
20,000.00	HICKORY			80		18.05			
		0.060121084	\$1,407.04	1.62%	\$1,514.17	4.81%	\$5,633.62	\$8,554.84	78-876-5221
14,042.00	HIGHLANDING			194		32.50			
		0.042211013	\$987.88	3.92%	\$3,671.86	8.67%	\$10,143.64	\$14,803.38	78-877-5221
19,000.00	KRATKA			131		16.25			
		0.05711503	\$1,336.69	2.65%	\$2,479.45	4.33%	\$5,071.82	\$8,887.96	78-878-5221
14,500.00	MAYFIELD			51		18.50			
		0.043587786	\$1,020.10	1.03%	\$965.28	4.93%	\$5,774.07	\$7,759.46	78-879-5221
25,000.00	NORDEN			379		20.00			
		0.075151355	\$1,758.80	7.66%	\$7,173.38	5.33%	\$6,242.24	\$15,174.42	78-880-5221
22,000.00	NORTH			708		12.50			
		0.066133192	\$1,547.74	14.31%	\$13,400.41	3.33%	\$3,901.40	\$18,849.55	78-881-5221
15,000.00	NUMEDAL			90		18.10			
		0.045090813	\$1,055.28	1.82%	\$1,703.44	4.83%	\$5,649.23	\$8,407.95	78-882-5221
5,000.00	POLK CENTRE			87		8.83			
		0.015030271	\$351.76	1.76%	\$1,646.66	2.36%	\$2,755.95	\$4,754.37	78-883-5221
12,020.00	REINER			87		22.25			
		0.036132771	\$845.63	1.76%	\$1,646.66	5.93%	\$6,944.49	\$9,436.78	78-884-5221
30,000.00	RIVER FALLS			178		13.00			
		0.090181626	\$2,110.56	3.60%	\$3,369.03	3.47%	\$4,057.45	\$9,537.04	78-885-5221
25,000.00	ROCKSBURY			1211		23.05			
		0.075151355	\$1,758.80	24.48%	\$22,920.76	6.15%	\$7,194.18	\$31,873.74	78-886-5221
18,100.00	SANDERS			298		11.03			
		0.054409581	\$1,273.37	6.03%	\$5,640.29	2.94%	\$3,442.59	\$10,356.25	78-887-5221
4,000.00	SILVERTON			187		10.75			
		0.012024217	\$281.41	3.78%	\$3,539.37	2.87%	\$3,355.20	\$7,175.98	78-888-5221
22,500.00	SMILEY			580		25.25			
		0.067636219	\$1,582.92	11.73%	\$10,977.74	6.73%	\$7,880.83	\$20,441.48	78-889-5221
21,000.00	STAR			120		25.37			
		0.063127138	\$1,477.39	2.43%	\$2,271.26	6.77%	\$7,918.28	\$11,666.92	78-890-5221
9,500.00	WYANDOTTE			130		14.80			
		0.028557515	\$668.34	2.63%	\$2,460.53	3.95%	\$4,619.26	\$7,748.13	78-891-5221
			\$23,403.40	4946	\$93,613.60	374.92	\$117,017.00	\$234,034.00	
Levy Total	332,662.00		\$23,403.40		\$93,613.60		\$117,017.00	\$234,034.00	

10%

40%

50%

PENNINGTON COUNTY HIGHWAY DEPARTMENT
 LIABILITIES AND FUND RESERVES ADDENDUM
 DECEMBER 31, 2020

ACCOUNTS PAYABLE/ OTHER LIABILITIES	MAINTENANCE	CONSTRUCTION	EQUIP MAINT AND SHOPS	ADMINISTRATION	OTHER	TOTAL
Ace Hardware	\$		57.57			\$ 57.57
Ace Rentall	\$		640.18			\$ 640.18
Ameripride	\$		1,433.55			\$ 1,433.55
Auto Value	\$		421.37			\$ 421.37
Cargill	\$		5,160.14			\$ 5,160.14
City of Goodridge	\$		48.00			\$ 48.00
City of TRF	\$		4,915.21			\$ 4,915.21
Farmers Union	\$		4,377.03			\$ 4,377.03
Fastenal	\$		26.07			\$ 26.07
First Lab				281.90		\$ 281.90
Greenview				2,373.61		\$ 2,373.61
Hardware Hank	\$		51.44			\$ 51.44
Hugo's #7	\$		97.54			\$ 97.54
John Deere Financial	\$		84.96			\$ 84.96
L & M Supply	\$		184.89			\$ 184.89
Les's Sanitation	\$		433.34			\$ 433.34
Locators & Supplies			67.65			\$ 67.65
MN Energy Resources				2,668.22		\$ 2,668.22

PENNINGTON COUNTY HIGHWAY DEPARTMENT
 LIABILITIES AND FUND RESERVES ADDENDUM
 DECEMBER 31, 2020

ACCOUNTS PAYABLE/ OTHER LIABILITIES	MAINTENANCE	CONSTRUCTION	EQUIP MAINT AND SHOPS	ADMINISTRATION	OTHER	TOTAL
M-R Sign			\$ 91.86			\$ 91.86
Napa			\$ 363.36			\$ 363.36
Nelson Equipment			\$ 16.47			\$ 16.47
Northwest Beverage				\$ 23.50		\$ 23.50
Northwest Power			\$ 702.28			\$ 702.28
Ottertail Power			\$ 68.28			\$ 68.28
Pennington County Treasurer				\$ 587.62		\$ 587.62
Pomp 's Tire Service			\$ 956.78			\$ 956.78
Red Lake Electric				\$ 1,294.87		\$ 1,294.87
Sanford Health				\$ 135.00		\$ 135.00
Titan Machinery			\$ 100.46			\$ 100.46
Verizon				\$ 248.48		\$ 248.48
Wells Fargo				\$ 442.49		\$ 442.49
Westside Motors			\$ 6,520.76			\$ 6,520.76
TOTAL	\$ -	\$ -	\$ 26,819.19	\$ 8,055.69	\$ -	\$ 34,874.88

PENNINGTON COUNTY HIGHWAY DEPARTMENT
STATEMENT OF REVENUE AND EXPENDITURES
Year Ended December 31, 2020

REVENUE	CASH RECEIPTS	PRIOR YEAR RECEIVABLE	CURRENT YEAR RECEIVABLE	ACCRUAL BALANCE
TAXES				
Taxes and Penalties (Current)	\$ 1,198,483.00	\$ -	\$ -	\$ 1,198,483.00
Taxes and Penalties (Delinquent)	\$ 10,845.00	\$ -	\$ -	\$ 10,845.00
Delinquent Mobile Home Tax	\$ 1,118.00	\$ -	\$ -	\$ 1,118.00
Mobile Home Tax	\$ 4,515.00	\$ -	\$ -	\$ 4,515.00
In Lieu	\$ 1,381.00	\$ -	\$ -	\$ 1,381.00
Gravel Tax	\$ 23,454.00	\$ -	\$ -	\$ 23,454.00
SUB-TOTAL	\$ 1,239,796.00	\$ -	\$ -	\$ 1,239,796.00
INTERGOVERNMENTAL REVENUE				
State Aid-Regular Maintenance	\$ 1,412,233.00	\$ -	\$ -	\$ 1,412,233.00
State Aid-Regular Construction	\$ 2,922,602.00	\$ -	\$ -	\$ 2,922,602.00
State Aid-Municipal Maintenance	\$ 28,143.00	\$ -	\$ -	\$ 28,143.00
State Aid-Municipal Construction	\$ -	\$ -	\$ -	\$ -
State Bridge	\$ 1,272,061.00	\$ -	\$ -	\$ 1,272,061.00
Bridge Bonding	\$ -	\$ -	\$ -	\$ -
Revolving Loan Account	\$ 114,260.00	\$ -	\$ -	\$ 114,260.00
Federal Hwy Aid	\$ -	\$ -	\$ 4,804.39	\$ 4,804.39
SUB-TOTAL	\$ 5,749,299.00	\$ -	\$ 4,804.39	\$ 5,754,103.39
CHARGES FOR SERVICES				
Townships	\$ 50,290.00	\$ 7,239.88	\$ 6,666.30	\$ 64,196.18
Individuals & Others	\$ 3,840.00	\$ 20,162.16	\$ 6,462.60	\$ 30,464.76
Fees for Services	\$ 32,519.00	\$ -	\$ -	\$ 32,519.00
SUB-TOTAL	\$ 86,649.00	\$ 27,402.04	\$ 13,128.90	\$ 127,179.94
MISCELLANEOUS REVENUE				
Sale Miscellaneous Items	\$ 97,527.00	\$ -	\$ -	\$ 97,527.00
Miscellaneous Revenue	\$ 750.00	\$ -	\$ -	\$ 750.00
Refunds/Reimbursements	\$ 1,745,041.00	\$ -	\$ -	\$ 1,745,041.00
FEMA	\$ 47,647.00	\$ -	\$ -	\$ 47,647.00
Wheelage Tax	\$ 143,479.00	\$ -	\$ -	\$ 143,479.00
Joint Facility Reimbursement	\$ 91,375.00	\$ -	\$ -	\$ 91,375.00
SUB-TOTAL	\$ 2,125,819.00	\$ -	\$ -	\$ 2,125,819.00
TRANSFER IN				
Ditch Fund	\$ 105,758.00	\$ -	\$ -	\$ 105,758.00
SUB-TOTAL	\$ 105,758.00	\$ -	\$ -	\$ 105,758.00
TOTAL REVENUE IN 2020	\$ 9,307,321.00	\$ 27,402.04	\$ 17,933.29	\$ 9,352,656.33

PENNINGTON COUNTY HIGHWAY DEPARTMENT
STATEMENT OF REVENUE AND EXPENDITURES
Year Ended December 31, 2020

EXPENDITURES	CASH DISBURSEMENTS	PRIOR YEAR PAYABLE	CURRENT YEAR PAYABLE	ACCRUAL BALANCE
ADMINISTRATION				
Personal Services	\$ 249,814.00	\$ 6,130.00	\$ 2,513.28	\$ 258,457.28
Other Services & Supplies	\$ 80,331.00	\$ 13,074.25	\$ 8,055.69	\$ 101,460.94
Capital Outlay	\$ 15,388.00	\$ -	\$ -	\$ 15,388.00
SUB-TOTAL	\$ 345,533.00	\$ 19,204.25	\$ 10,568.97	\$ 375,306.22
CONSTRUCTION				
Personal Services	\$ 286,808.00	\$ 6,664.00	\$ 2,795.84	\$ 296,267.84
Other Services & Supplies	\$ 10,264,123.00	\$ 7,329.00	\$ -	\$ 10,271,452.00
Capital Outlay	\$ 6,678.00	\$ -	\$ -	\$ 6,678.00
SUB-TOTAL	\$ 10,557,609.00	\$ 13,993.00	\$ 2,795.84	\$ 10,574,397.84
EQUIPMENT AND SHOP				
Personal Services	\$ 988,498.00	\$ 23,316.54	\$ 10,385.18	\$ 1,022,199.72
Other Services and Supplies	\$ 951,464.00	\$ 7,329.43	\$ 26,819.19	\$ 985,612.62
Capital Outlay	\$ 215,994.00	\$ -	\$ -	\$ 215,994.00
SUB-TOTAL	\$ 2,155,956.00	\$ 30,645.97	\$ 37,204.37	\$ 2,223,806.34
UNALLOCATED GENERAL EXPENSE				
MN Workers Compensation Insurance	\$ 42,316.00	\$ -	\$ -	\$ 42,316.00
MN Unemployment Comp Fund	\$ 7,396.00	\$ -	\$ -	\$ 7,396.00
Property/Casualty Insurance	\$ 45,256.00	\$ -	\$ -	\$ 45,256.00
Miscellaneous Expense	\$ -	\$ -	\$ -	\$ -
SUB-TOTAL	\$ 94,968.00	\$ -	\$ -	\$ 94,968.00
TOTAL EXPENDITURES IN 2020	\$ 13,154,066.00	\$ 63,843.22	\$ 50,569.18	\$ 13,268,478.40
Year End Cash Reconciliation				
Beginning Balance	\$ 4,632,368.42			
PLUS: Receipts/Journal Entries	\$ 9,756,113.78			
LESS: Disbursements	\$ 13,452,573.56			
Ending Balance	\$ 935,908.64			

PENNINGTON COUNTY HIGHWAY DEPARTMENT
AUTHORIZED NO-CHARGE WORK
Year Ended December 31, 2020

<u>Description</u>		<u>Total Cost</u>
No-Charge Work For Others	\$	533.64
No-Charge Work - Fairgrounds	\$	-
No-Charge Work Multi Cultural Center	\$	-
TOTAL NO CHARGE WORK	\$	533.64

PENNINGTON COUNTY HIGHWAY DEPARTMENT
INVENTORY OF MATERIALS AND SUPPLIES

Year Ended December 31, 2020

	AMOUNT	TOTAL
<hr style="border: 2px solid black;"/>		
ROUTINE REPLACEMENTS		
Cutting Edges	\$ 18,906.90	
		\$ 18,906.90
MOTOR FUEL, LUBE ANTI-FREEZE		
Diesel Fuel	\$ 5,595.15	
Gasoline	\$ 393.65	
Tires	\$ -	
		\$ 5,988.80
FIELD MATERIALS AND SUPPLIES		
Culverts	\$ 45,690.06	
Signs and Posts	\$ 39,429.71	
Bridge Material	\$ -	
Miscellaneous	\$ 4.85	
Weed Spray	\$ 19,589.04	
Road Patch	\$ 5,232.41	
		\$ 109,946.07
GRAVEL STOCKPILES		\$ 228,156.25
TOTAL INVENTORIES		<u><u>\$ 362,998.02</u></u>

PENNINGTON COUNTY HIGHWAY DEPARTMENT Equipment Rental Analysis

Batch: 1-0-2020
 Thru: 13-9999-2020

Equipment Code	Description	Maintenance	Contract	Administrative & Unallocated	Repair Equipment	Inventory	Account Recon & Other	Total
0201	2015 JOHN DEERE GRADER (LOREN)	70,140.00		200.00	160.00		4,560.00	75,060.00
0202	JOHN DEERE (STU)	15,040.00		600.00			1,700.00	17,340.00
0203	JOHN DEERE MOTORGRADER (MARK)	70,720.00					3,060.00	73,780.00
0204	2012 JOHN DEERE GRADER (DALE)	12,360.00			20.00		360.00	12,740.00
0205	2017 JOHN DEERE GRADER - BEN	81,740.00			200.00		1,360.00	83,300.00
0206	JOHN DEERE MOTORGRADER (STU)	52,080.00		360.00			3,560.00	56,000.00
0207	2016 JOHN DEERE GRADER (KALEB)	76,500.00					8,520.00	85,020.00
0208	JOHN DEERE MOTORGRADER (GERALD)	64,020.00		120.00	340.00		13,660.00	78,140.00
0216	TRAILER - 2015 BIG TEX	495.00		411.00	840.00			1,746.00
0217	TRAILER-20 TON TRAILERKING	3,525.00		204.00			987.00	4,716.00
0218	TRAILER-KEIFER GOOSENECK TRLR	2,559.00					1,917.00	4,476.00
0219	HEIL PUP TRAILER (NICK)	23,100.49		7,358.13				30,458.62
0221	CATERPILLAR LOADER	3,152.50		585.00	708.00		1,269.00	3,737.50
0222	LOWBOY TRAILER (1996)	3,363.00		597.00			2,388.75	5,937.00
0223	430 E CAT BACKHOE	11,066.25		4,403.75	130.00			17,988.75
0224	BOBCAT SKID STEER	2,746.25		4,907.50	260.00			7,913.75
0226	2013 CAT LOADER	7,840.00	96.00	5,216.00	64.00		1,696.00	14,912.00
0227	LOADING BELLY DUMP	31,200.00			20.00			31,220.00
0228	JOHN DEERE EXCAVATOR	7,250.00		12,000.00	62.50		8,937.50	28,250.00
0230	FORD TANDEM FT9000 (KALEB)	19,413.15		2,237.56	86.06		1,744.37	23,481.14
0232	1986 INTERNATIONAL SPRAY TRUCK	859.50		256.50			589.50	1,705.50
0242	2000 STERLING LT9511 (BRIAN)	33,768.62		11,386.40	367.41		2,820.12	48,342.55
0243	SEMI TRACTOR (2008)	27,446.52		519.67	797.71		430.30	29,194.20
0244	2013 FREIGHTLINER SEMI	44,082.58		1,079.06	470.02		1,439.85	47,071.51
0247	PUP TRAILER-CITY (BRIAN)	32,199.68		8,913.83			559.39	41,672.90
0248	2020 BIG TEX (BARRICADE TRAILER)	981.00					246.00	1,227.00
0249	LOAD KING	49,888.00		1,136.00	160.00		568.00	51,752.00
0254	HM CULVERT TRAILER	460.96		317.58			215.74	994.28
0256	2005 CHEVROLET 1/2 TON PICKUP (EME)	788.40	7,901.28	6,613.92			1,494.72	16,798.32
0263	ALKOTA CULVERT STEAMER SHP 500			30.00				30.00
0267	SPRAYER FOR TRACTOR (BUILT)	1,019.10					1,143.35	2,162.45
0268	HM FLATBED TRAILER BARRICADE	54.94						54.94
0269	J-CRAFT PUP TRAILER (CONRAD)	36,572.19		6,517.39	248.25		986.38	44,324.21

PENNINGTON COUNTY HIGHWAY DEPARTMENT Equipment Rental Analysis

Batch: 1-0-2020
 Thru: 13-9999-2020

Equipment Code	Description	Maintenance	Contract	Administrative & Unallocated	Repair Equipment	Inventory	Account Recon & Other	Total
0270	BOOM SPRAYER UNIT (BUILT)						115.99	115.99
0282	SNOWBLOWER - FRONT MOUNT (2015)	465.16			32.08			497.24
0286	PUMA TRACTOR - 170 (2015)	20,510.00			70.00			20,580.00
0287	PUMA TRACTOR - 170 (2015)	19,180.00			245.00			19,425.00
0288	ARCTIC CAT 500 ATV						35.00	35.00
0290	3/4 TON FORD F250	4,501.44		4,339.44	2,674.08		56.16	11,571.12
0292	2012 NEW HOLLAND TRACTOR	9,065.00			35.00		2,432.50	11,532.50
0294	2014 PROWLER		52.50				31.50	84.00
0295	2012 BEARTRACK TRAILER - ENG			509.20				509.20
0298	2004 BEARTRACK TRAILER(MOWER)			1,092.10			268.00	1,360.10
0302	2003 CHEV SILVERADO (KEITH)	1,598.40		3,805.92	6,974.64		840.24	13,219.20
0303	2005 FORD STERLING (CONRAD)	50,414.61		6,229.42	367.41		3,852.84	60,864.28
0304	2004 CHEV SLVRADO CREW (SURVEY)	3,777.84	1,317.60	2,421.36	978.48		667.44	9,162.72
0305	2004 CHEV COLORADO (JAY)	250.56	4,505.76	1,205.28	54.00		317.52	6,333.12
0306	2018 FREIGHTLINER - BRIAN	38,832.92		8,241.90			1,102.23	48,177.05
0307	BRUSH MOWER FOR SKID STEER	937.50						937.50
0308	2009 F550 SIGN TRUCK (JOE)	12,218.50	252.00	3,650.50	329.00		717.50	17,167.50
0309	WOODS 14' BATWING	5,925.00						5,925.00
0310	2012 INTERNATIONAL 7600 (JOE)	28,237.61		5,408.54			5,395.30	39,041.45
0311	F-250 FORD PICKUP (TERRY)	7,197.12		779.76	650.16		1,501.20	10,128.24
0312	SCHULTE MOWER	15,780.00						15,780.00
0313	SCHULTE MOWER	16,500.00						16,500.00
0314	2015 K2500 CHEVROLET PICKUP (MIKE)	90.72	12,776.40	7,378.56			1,499.04	21,744.72
0315	GMC SIERRA (JAY)		10,095.84	1,721.52				11,817.36
0316	2017 CHEV PICKUP - MIKE	432.00		2,583.36				3,015.36
0317	FORD F350 PICKUP	116,914.00		5,068.00			962.50	122,944.50
0318	FERRIS LAWN MOWER	4.02		53.62				57.64
Final Total		1,139,264.53	36,997.38	130,458.77	17,343.80	0.00	86,007.93	1,410,072.41

PENNINGTON COUNTY HIGHWAY DEPARTMENT

Equipment Expense Analysis

Equipment Code	Equipment Name	Repair Labor	Towing Field Service	Repair Parts	Repair Service Ice and Misc	Routine Replacement	Total Fuel Lube and Anti-Freeze	Unallocated Shop Costs	Total Equipment Dollars
0201	2015 JOHN DEERE GRADER (...)	113.58	188.48	1,537.69	527.96	1,228.90	13,949.36	24,900.37	42,446.34
0202	JOHN DEERE (STU)	297.53	91.20	5.06	1,843.59	731.59	3,304.03	8,902.32	15,175.32
0203	JOHN DEERE MOTORGRADER...	113.35	751.80	597.06	702.66	843.73	12,281.97	21,699.62	36,990.19
0204	2012 JOHN DEERE GRADER (...)	538.29	356.30	10,601.70	1,183.31	1,300.02	2,645.70	23,593.82	40,219.14
0205	2017 JOHN DEERE GRADER - ...	95.15	3,591.50	693.53	524.22	1,864.08	13,806.66	29,199.20	49,774.34
0206	JOHN DEERE MOTORGRADER...	24.32	1,374.48	192.39	679.19	1,851.51	7,675.62	16,742.43	28,539.94
0207	2016 JOHN DEERE GRADER (...)	468.84	3,429.12	-96.43	1,241.93	3,473.44	11,415.40	28,286.92	48,219.22
0208	JOHN DEERE MOTORGRADER...	547.87	1,127.36	814.87	1,533.83	4,490.56	19,708.46	40,049.86	68,272.81
0216	TRAILER - 2015 BIG TEX			81.00				114.95	195.95
0217	TRAILER-20 TON TRAILERKING	30.47		81.00		36.59		210.11	358.17
0218	TRAILER-KEIFER GOOSENECK...		18.41	81.00				141.09	240.50
0219	HEIL PUP TRAILER (NICK)	748.01	36.48	1,395.31	829.78	2,776.64		8,211.52	13,997.74
0221	CATERPILLAR LOADER	2,632.68	214.16	2,951.16	2,831.06	644.28	756.40	14,233.71	24,263.45
0222	LOWBOY TRAILER (1996)	10.16	20.31	81.00	45.81			223.21	380.49
0223	430 E CAT BACKHOE	10.38	488.68	486.13	548.20	126.65	1,317.37	4,225.38	7,202.79
0224	BOBCAT SKID STEER		443.47		222.46	2,604.91	899.75	5,918.68	10,089.27
0226	2013 CAT LOADER	30.47	409.23		59.91	635.68	2,487.10	5,140.71	8,763.10
0227	LOADKING BELLY DUMP	20.31	235.46	399.95	234.79	1,039.89	2,900.45	2,405.37	4,100.31
0228	JOHN DEERE EXCAVATOR			399.97	352.76	150.37		5,731.97	9,770.98
0230	FORD TANDEM FT9000 (KALEB)	1,243.70	552.65	2,429.15	2,755.89	2,489.04	4,769.33	20,208.35	34,448.11
0232	1986 INTERNATIONAL SPRAY...	696.64	20.75	1,471.13	1,696.37	116.94	228.88	6,004.02	10,234.73
0233	BROOM ADD ON HOE UNIT 223			444.04				630.17	1,074.21
0242	2000 STERLING LT9511 (BRI...	1,371.40	791.08	7,751.40	4,999.62	3,300.34	8,582.23	38,027.64	64,823.71
0243	SEMI TRACTOR (2008)	194.59	72.30	1,361.57	549.89	222.54	5,385.67	11,050.30	18,836.86
0244	2013 FREIGHTLINER SEMI	20.31	670.64	6,359.60	1,195.91		8,227.16	23,378.54	39,852.16
0247	PUP TRAILER-CITY (BRIAN)		60.63	41.33	132.37	1,497.73		2,458.06	4,190.12
0248	2020 BIG TEX (BARRICADE T...	10.38	151.08	322.20	2,709.86			4,532.09	7,725.61
0249	LOAD KING	169.52	152.98	326.98	688.16	343.18			1,680.82
0256	2005 CHEVROLET 1/2 TON PI...		72.96	366.46	88.41	40.12	1,623.20	3,109.58	5,300.73
0263	ALKOTA CULVERT STEAMER ...				55.23			78.38	133.61

Date: 3/1/2021

Time: 11:18 am

Fringe Benefits Included

From: 2020-01-0000

Thru: 2020-13-0999

PENNINGTON COUNTY HIGHWAY DEPARTMENT Equipment Expense Analysis

Equipment Code	Equipment Name	Repair Labor	Towing Field Service	Repair Parts	Repair Service Ice and Misc	Routine Replacement	Total Fuel Lube and Anti-Freeze	Unallocated Shop Costs	Total Equipment Dollars
0264	MILLER WELDER GENERATOR...			4.98	41.50			65.97	112.45
0267	SPRAYER FOR TRACTOR (BUJ...	231.55		1,036.53	763.73			2,883.44	4,915.25
0268	HM FLATBED TRAILER BARRI...				59.37			84.26	143.63
0269	J-CRAFT PUP TRAILER (CONR...	969.03	222.78	293.94	552.45	238.96		3,231.63	5,508.79
0282	SNOWBLOWER - FRONT MOU...	472.50	247.07	1,379.53	598.68			3,828.56	6,526.34
0286	PUMA TRACTOR - 170 (2015)	127.90	2,237.75	1,351.44	840.55	70.65	5,852.71	14,874.12	25,355.12
0287	PUMA TRACTOR - 170 (2015)		1,947.63	744.30	1,275.13	31.13	4,516.78	12,084.02	20,598.99
0289	AALADIN PRESS WASHER SH...	41.50						58.89	100.39
0290	3/4 TON FORD F250		5.28			12.16	1,446.06	2,076.92	3,540.42
0292	2012 NEW HOLLAND TRACTOR	173.54	1,309.79	818.25	2,057.28	286.16	2,504.17	10,145.77	17,294.96
0294	2014 PROWLER			1,332.47	160.82		25.09	2,154.81	3,673.19
0300	JEEP CHEROKEE LATITUDE 4 ...		51.74	1,884.47			30.59	2,791.18	4,757.98
0300A	2002 CHEV LD REG CAB						37.39		37.39
0302	2003 CHEV SILVERADO (KEITH)	60.69	77.81	279.95	41.50	20.75	1,585.69	2,932.52	4,998.91
0303	2005 FORD STERLING (CONR...	2,218.89	732.76	1,466.80	1,667.30	3,323.12	12,297.68	30,804.85	52,511.40
0304	2004 CHEV SLVRADO CREW (...)	52.42	216.24	373.09	95.28	1,251.45	1,674.13	5,197.79	8,860.40
0305	2004 CHEV COLORADO (JAY)	42.22	17.28	261.46	83.00	109.55	741.44	1,780.96	3,035.91
0306	2018 FREIGHTLINER - BRIAN		1,078.85	3,487.97	2,069.67	3,611.41	8,795.91	27,026.03	46,069.84
0307	BRUSH MOWER FOR SKID ST...	30.47			111.79			201.89	344.15
0308	2009 F550 SIGN TRUCK (JOE)	103.62	292.79	895.16	52.02	20.75	2,273.77	5,163.03	8,801.14
0309	WOODS 14' BATWING	20.31	156.52	1,153.48	2,069.06	274.32		5,213.52	8,887.21
0310	2012 INTERNATIONAL 7600 (...)	642.31	609.31	1,321.45	599.23	4,429.66	9,248.22	23,912.93	40,763.11
0311	F-250 FORD PICKUP (TERRY)		18.42	1,276.31	668.64	227.34	1,617.94	5,405.04	9,213.69
0312	SCHULTE MOWER	759.23	781.44	5,491.34	3,648.35	1,073.02	147.83	16,889.60	28,790.81
0313	SCHULTE MOWER	664.62	540.54	3,458.28	5,795.06	244.15	25.92	15,225.45	25,954.02
0314	2015 K2500 CHEVROLET PICK...	26.21		6,572.75		83.00	2,351.67	12,820.07	21,853.70
0315	GMC SIERRA (JAY)		95.60		31.13		1,799.72	2,733.91	4,660.36
0316	2017 CHEV PICKUP - MIKE		59.86	382.20	31.13	20.75	1,274.06	2,509.06	4,277.06
0317	FORD F350 PICKUP		45.57	520.30	31.13	680.48	5,773.76	10,006.77	17,058.01

Date: 3/1/2021

Time: 11:18 am

Fringe Benefits Included

From: 2020-01-0000

Thru: 2020-13-0999

PENNINGTON COUNTY HIGHWAY DEPARTMENT

Equipment Expense Analysis

Equipment Code Name	Repair Labor	Towing Field Service	Repair Parts	Repair Service Ice and Misc	Routine Replacement	Total Fuel Lube and Anti-Freeze	Unallocated Shop Costs	Total Equipment Dollars
0318 FERRIS LAWN MOWER	16,024.96	26,066.54	77,026.39	51,623.00	47,848.10	186,023.28	571,764.38	976,376.65

Sum of Columns 1 - 7

Equal Sum of Total Equipment Dollars

976,376.65

Fixed Assets Report
As Of DECEMBER 31, 2020

Acquired Date Range:
From 1/1/1900
Thru 1/1/3000

Equipment Code	Description	Org. Cost	Beginning Balance	Capital Improv	Equipment Rental	Cost Added	Yearly Depr	Ending Balance	AdjustTo Equalize Depr.
M-ADMIN									
0119	NEW ROADS SOFTWARE	9,084.38	.00	.00	.00	.00	.00	.00	.00
Acq Dt. 3/31/2011	Est. Life 5	Status	Active						
0121	TELEPHONE SYSTEM	6,500.00	.00	.00	.00	.00	.00	.00	.00
Acq Dt. 12/15/2000	Est. Life 5	Status	Active						
0130	HP LASERJET 5100	1,839.26	.00	.00	.00	.00	.00	.00	.00
Acq Dt. 12/27/2002	Est. Life 5	Status	Active						
0132	CANON IMAGERUNNER 2800	6,704.18	.00	.00	.00	.00	.00	.00	.00
Acq Dt. 3/27/2003	Est. Life 5	Status	Active						
0136	HP LAPTOP & DOCKING STAT (MIKE)	1,382.37	.00	.00	.00	.00	.00	.00	.00
Acq Dt. 4/20/2006	Est. Life 5	Status	Active						
	SubTotal	76,211.07	.00	.00	.00	.00	.00	.00	.00

MAJOR

0120	RADIOS, REPEATER AND SHOP RADIOS	74,125.04	.00	.00	.00	.00	.00	.00	.00
Acq Dt. 10/31/2012	Est. Life 0	Status	Active						
0201	2015 JOHN DEERE GRADER (LOREN)	296,667.00	195,637.96	.00	75,060.00	42,446.34	26,984.64	168,653.32	5,629.02
Acq Dt. 4/30/2015	Est. Life 12	Status	Active						
0202	JOHN DEERE (STU)	169,522.29	30,306.50	.00	17,340.00	15,175.32	16,531.08	13,775.42	-14,366.40
Acq Dt. 11/10/2009	Est. Life 12	Status	Active						
0203	JOHN DEERE MOTORGRADER (MARK)	.00	.00	.00	73,780.00	36,990.19	.00	.00	36,789.81
Acq Dt. 3/24/2020	Est. Life 12	Status	New						
0204	2012 JOHN DEERE GRADER (DALE)	150,784.59	.00	.00	12,740.00	40,219.14	.00	.00	-27,479.14
Acq Dt. 5/14/2012	Est. Life 12	Status	Active						
0205	2017 JOHN DEERE GRADER - BEN	152,001.00	.00	.00	83,300.00	49,774.34	.00	.00	33,525.66
Acq Dt. 7/11/2017	Est. Life 12	Status	Active						
0206	JOHN DEERE MOTORGRADER (STU)	.00	.00	.00	56,000.00	28,539.94	.00	.00	27,460.06
Acq Dt. 4/6/2020	Est. Life 12	Status	New						
0207	2016 JOHN DEERE GRADER (KALEB)	321,212.00	.00	.00	85,020.00	48,219.22	.00	.00	36,800.78
Acq Dt. 5/5/2016	Est. Life 12	Status	Active						
0208	JOHN DEERE MOTORGRADER (GERALD)	249,000.00	.00	.00	78,140.00	68,272.81	.00	.00	9,867.19
Acq Dt. 7/11/2018	Est. Life 12	Status	Active						

Fixed Assets Report
As Of DECEMBER 31, 2020

Acquired Date Range:
From 1/1/1900
Thru 1/1/3000

Equipment Code	Description	Org. Cost	Beginning Balance	Capital Improv	Equipment Rental	Cost Added	Yearly Depr	Ending Balance	AdjustTo Equalize Depr.
MAJOR									
0209	JOHN DEERE GRADER (GERALD)	208,350.00	7,011.71	.00	.00	.00	7,011.71	.00	-7,011.71
	Acq Dt. 5/16/2008 Est. Life 12	Status Active							
0216	TRAILER - 2015 BIG TEX	7,394.19	3,312.13	.00	1,746.00	195.95	924.24	2,387.89	625.81
	Acq Dt. 8/20/2015 Est. Life 8	Status Active							
0217	TRAILER-20 TON TRAILERKING	10,650.00	.00	.00	4,716.00	358.17	.00	.00	4,357.83
	Acq Dt. 8/9/1994 Est. Life 8	Status Active							
0218	TRAILER-KEIFER GOOSENECK TRLR	6,922.50	.00	.00	4,476.00	240.50	.00	.00	4,235.50
	Acq Dt. 7/31/1996 Est. Life 8	Status Active							
0219	HEIL PUP TRAILER (NICK)	4,950.00	.00	.00	30,458.62	13,997.74	.00	.00	16,460.88
	Acq Dt. 7/29/1985 Est. Life 8	Status Active							
0220	BOWIE HYDRO MULCHER	8,550.00	.00	.00	.00	.00	.00	.00	.00
	Acq Dt. 5/1/1980 Est. Life 10	Status Active							
0221	CATERPILLAR LOADER	58,170.00	.00	.00	3,737.50	24,263.45	.00	.00	-20,525.95
	Acq Dt. 5/1/1978 Est. Life 10	Status Active							
0222	LOWBOY TRAILER (1996)	33,000.00	.00	.00	5,937.00	380.49	.00	.00	5,556.51
	Acq Dt. 6/29/2016 Est. Life 5	Status Active							
0223	430 E CAT BACKHOE	74,622.10	.00	.00	17,988.75	7,202.79	.00	.00	10,785.96
	Acq Dt. 10/24/2008 Est. Life 10	Status Active							
0224	BOBCAT SKID STEER	64,553.12	37,656.12	.00	7,913.75	10,089.27	6,455.28	31,200.84	-8,630.80
	Acq Dt. 11/24/2015 Est. Life 10	Status Active							
0225	SHEEPS FOOT	1,863.75	.00	.00	.00	.00	.00	.00	.00
	Acq Dt. 7/25/1994 Est. Life 7	Status Active							
0226	2013 CAT LOADER	141,169.12	.00	.00	14,912.00	8,763.10	.00	.00	6,148.90
	Acq Dt. 7/18/2013 Est. Life 10	Status Active							
0227	LOADKING BELLY DUMP	16,500.00	.00	.00	31,220.00	4,100.31	.00	.00	27,119.69
	Acq Dt. 8/8/2016 Est. Life 5	Status Active							
0228	JOHN DEERE EXCAVATOR	60,000.00	.00	.00	28,250.00	9,770.98	.00	.00	18,479.02
	Acq Dt. 8/9/2016 Est. Life 5	Status Active							
0229	HONDA TRASH PUMP - 4"	1,520.82	.00	.00	.00	.00	.00	.00	.00
	Acq Dt. 5/10/1997 Est. Life 6	Status Active							

Fixed Assets Report
As Of DECEMBER 31, 2020

Acquired Date Range:
From 1/1/1900
Thru 1/1/3000

Equipment Code	Description	Org. Cost	Beginning Balance	Capital Improv	Equipment Rental	Cost Added	Yearly Depr	Ending Balance	AdjustTo Equalize Depr.
MAJOR									
0263	ALKOTA CULVERT STEAMER SHP 500	2,135.00	.00	.00	30.00	133.61		.00	-103.61
Acq Dt. 4/1/2005	Est. Life 8	Status	Active						
0264	MILLER WELDER GENERATOR SHP500	2,742.00	.00	.00	.00	112.45		.00	-112.45
Acq Dt. 3/24/1989	Est. Life 7	Status	Active						
0265	ALKOTA WASHER SHOP 211	2,239.30	.00	.00	.00	.00		.00	.00
Acq Dt. 3/24/1989	Est. Life 8	Status	Active						
0266	LINC WIRE FEED WELDER SHOP 211	1,379.17	.00	.00	.00	.00		.00	.00
Acq Dt. 11/1/1995	Est. Life 5	Status	Active						
0267	SPRAYER FOR TRACTOR (BUILT)	50.00	.00	.00	2,162.45	4,915.25		.00	-2,752.80
Acq Dt. 4/30/2010	Est. Life 7	Status	Active						
0268	HM FLATBED TRAILER BARRICADE	.00	.00	.00	54.94	143.63		.00	-88.69
Acq Dt. 3/30/1989	Est. Life 8	Status	Active						
0269	J-CRAFT PUP TRAILER (CONRAD)	12,859.50	.00	.00	44,324.21	5,508.79		.00	38,815.42
Acq Dt. 6/30/1989	Est. Life 8	Status	Active						
0270	BOOM SPRAYER UNIT (BUILT)	13,691.89	.00	.00	115.99	.00		.00	115.99
Acq Dt. 1/1/1990	Est. Life 7	Status	Active						
0275	LASER	5,159.93	.00	.00	.00	.00		.00	.00
Acq Dt. 5/31/2002	Est. Life 7	Status	Active						
0276	AMERICAN RETRIEVER DISK	5,218.50	.00	.00	.00	.00		.00	.00
Acq Dt. 4/15/1994	Est. Life 7	Status	Active						
0279	ROTARY SNOW BLOWER	3,408.00	.00	.00	.00	.00		.00	.00
Acq Dt. 1/29/1993	Est. Life 5	Status	Active						
0282	SNOWBLOWER - FRONT MOUNT (2015)	15,895.00	.00	.00	497.24	6,526.34		.00	-6,029.10
Acq Dt. 2/12/2014	Est. Life 5	Status	Active						
0283	GAS BOY 1820 PUMP - 8 HP	527.18	.00	.00	.00	.00		.00	.00
Acq Dt. 4/14/1997	Est. Life 6	Status	Active						
0284	GAS BOY 1820 PUMP-8HP-ST HIL	531.44	.00	.00	.00	.00		.00	.00
Acq Dt. 1/1/1998	Est. Life 6	Status	Active						
0286	PUMA TRACTOR - 170 (2015)	86,000.00	26,619.02	.00	20,580.00	25,355.12	12,285.72	14,333.30	-17,060.84
Acq Dt. 3/11/2015	Est. Life 7	Status	Active						

Fixed Assets Report
As Of DECEMBER 31, 2020

Acquired Date Range:
From 1/1/1900
Thru 1/1/3000

Equipment Code	Description	Org. Cost	Beginning Balance	Capital Improv	Equipment Rental	Cost Added	Yearly Depr	Ending Balance	Adjust To Equalize Depr.
MAJOR									
0305	2004 CHEV COLORADO (JAY)	18,232.00	.00	.00	6,333.12	3,035.91		.00	3,297.21
	Acq Dt. 8/27/2004 Est. Life 5	Status	Active						
0306	2018 FREIGHTLINER - BRIAN	207,231.00	.00	.00	48,177.05	46,069.84	.00	.00	2,107.21
	Acq Dt. 8/16/2017 Est. Life 8	Status	Active						
0307	BRUSH MOWER FOR SKID STEER	11,900.00	4,816.50	.00	937.50	344.15	1,700.04	3,116.46	-1,106.69
	Acq Dt. 11/24/2015 Est. Life 7	Status	Active						
0308	2009 F550 SIGN TRUCK (JOE)	38,388.99	.00	.00	17,167.50	8,801.14		.00	8,366.36
	Acq Dt. 12/31/2008 Est. Life 8	Status	Active						
0309	WOODS 14' BATWING	19,000.00	.00	.00	5,925.00	8,887.21		.00	-2,962.21
	Acq Dt. 7/28/2011 Est. Life 7	Status	Active						
0310	2012 INTERNATIONAL 7600 (JOE)	184,173.91	.00	.00	39,041.45	40,763.11		.00	-1,721.66
	Acq Dt. 12/16/2011 Est. Life 8	Status	Active						
0311	F-250 FORD PICKUP (TERRY)	23,045.00	.00	.00	10,128.24	9,213.69		.00	914.55
	Acq Dt. 6/5/2013 Est. Life 5	Status	Active						
0312	SCHULTE MOWER	42,958.24	8,591.44	.00	15,780.00	28,790.81	6,873.36	1,718.08	-19,884.17
	Acq Dt. 4/28/2014 Est. Life 7	Status	Active						
0313	SCHULTE MOWER	42,958.24	8,591.44	.00	16,500.00	25,954.02	6,873.36	1,718.08	-16,327.38
	Acq Dt. 4/28/2014 Est. Life 7	Status	Active						
0314	2015 K2500 CHEVROLET PICKUP (MIKE S.)	28,011.50	.00	.00	21,744.72	21,853.70		.00	-108.98
	Acq Dt. 11/20/2014 Est. Life 5	Status	Active						
0315	GMC SIERRA (JAY)	25,518.57	4,678.38	.00	11,817.36	4,660.36	4,678.38	.00	2,478.62
	Acq Dt. 12/3/2015 Est. Life 5	Status	Active						
0316	2017 CHEV PICKUP - MIKE	32,478.36	.00	.00	3,015.36	4,277.06	.00	.00	-1,261.70
	Acq Dt. 10/28/2016 Est. Life 5	Status	Active						
0317	FORD F350 PICKUP	30,232.00	.00	.00	122,944.50	17,058.01		.00	105,886.49
	Acq Dt. 2/19/2019 Est. Life 5	Status	Active						
0318	FERRIS LAWN MOWER	.00	.00	.00	57.64	431.31		.00	-373.67
	Acq Dt. 6/3/2019 Est. Life 0	Status	Active						
0600	RENTAL BACKHOE	.00	.00	.00	.00	.00		.00	.00
	Acq Dt. 6/10/2013 Est. Life 0	Status	Active						

Fixed Assets Report
As Of DECEMBER 31, 2020

Acquired Date Range:
From 1/1/1900
Thru 1/1/3000

Equipment Code	Description	Org. Cost	Beginning Balance	Capital Improv	Equipment Rental	Cost Added	Yearly Depr	Ending Balance	AdjustTo Equalize Depr.
M-SHOP									
0113	LAPTOP SIGNING	2,645.16	.00	.00	.00	.00	.00	.00	.00
	Acq Dt. 11/27/2012 Est. Life 5	Status	Active						
0902	MISC SHOP & MTC EQUIP	35,307.09	.00	.00	.00	.00	.00	.00	.00
	Acq Dt. 1/1/1950 Est. Life 10	Status	Active						
	SubTotal	43,269.80	.00	.00	.00	.00	.00	.00	.00

PITS

0501	POLK COUNTY PIT	4,000.00	.00	.00	.00	.00	.00	.00	.00
	Acq Dt. 1/1/1966 Est. Life 0	Status	Active						
0502	COUNTY PIT - LOEFFLER	82,000.00	.00	.00	.00	.00	.00	.00	.00
	Acq Dt. 1/1/1983 Est. Life 0	Status	Active						
0503	COUNTY PIT - MOE	50,000.00	.00	.00	.00	.00	.00	.00	.00
	Acq Dt. 5/5/1992 Est. Life 0	Status	Active						
0504	COUNTY PIT - WOLD	52,500.00	.00	.00	.00	.00	.00	.00	.00
	Acq Dt. 5/12/1992 Est. Life 0	Status	Active						
0506	COUNTY PIT-WEBERG (POLK CTY)	28,755.00	.00	.00	.00	.00	.00	.00	.00
	Acq Dt. 8/24/1993 Est. Life 0	Status	Active						
	SubTotal	217,255.00	.00	.00	.00	.00	.00	.00	.00
	FINAL TOTAL	5,533,580.67	622,388.64	.00	1,410,072.41	976,376.65	160,999.85	461,388.79	272,695.91

PENNINGTON COUNTY HIGHWAY DEPARTMENT
 SUMMARY OF CONSTRUCTION COSTS
 Year Ending December 31, 2020

ROAD	PROJECT NO.	PROJECT TYPE	LENGTH	CONST	R/W	ENGINEERING	TOTAL
CSAH 8 90% Complete	SAP 57-608-008	Bridge Construction with associated works	1.0	\$ 4,510,736.21	\$ -	\$ 96,542.51	\$ 4,607,278.72
CSAH 8 90% Complete	SAP 57-608-009	Intersection Reconstruction Lighting & drainage improvements	1.0	\$ 402,491.23	\$ -	\$ 88,643.81	\$ 491,135.04
CSAH 16 90% Complete	SAP 57-616-004	Approach Grading with Associated Works	1.0	\$ 595,430.56	\$ -	\$ 9,969.05	\$ 605,399.61
CSAH 8 90% Complete	SAP 57-608-010	Roundabout at CSAH 8 and CSAH 17	1.0	\$ 2,642,064.76	\$ -	\$ 95,009.42	\$ 2,737,074.18
				\$ 8,150,722.76	\$ -	\$ 290,164.79	\$ 8,440,887.55

PENNINGTON COUNTY HIGHWAY DEPARTMENT
Statement of Construction Costs
For the Year Ended 12/31/2020

Project: SAP 57-608-008

Percent Completed: 90%

Road Number: CSAH 8

Location: on CSAH 8 between CSAH 17 and TH#32

Description: Bridge Construction, Approach Grading Lighting & Drainage

Letting Date: 08/27/2019 Award Date: 08/27/2019

Contractor: Robert Schroeder Construction

<u>Construction Costs</u>	<u>Project Costs</u>	<u>Total</u>
Construction	\$4,510,736.21	\$4,510,736.21
Engineering	\$ 96,542.51	\$ 96,542.51
Total Construction Costs as of 12-31-2020	\$4,607,278.72	\$4,607,278.72

Funding Sources

Regular Construction

Tedi Funds

PENNINGTON COUNTY HIGHWAY DEPARTMENT
Statement of Construction Costs
For the Year Ended 12/31/2020

Project: SAP 57-608-009

Percent Completed: 90%

Road Number: CSAH 8

Description: Intersection Reconstruction Lighting & Drainage Improvements

Letting Date: 08/13/2019 Award Date: 09/10/2019

Contractor: R.J. Zavoral & Sons, Inc.

Construction Costs	Project Costs	Total
Construction	\$ 402,491.23	\$402,491.23
Engineering	\$ 88,643.81	\$ 88,643.81
Total Construction Costs as of 12-31-2020	\$ 491,134.04	\$ 491,135.04

Funding Sources

- Reg Construction
- Ted Funds
- Trunk Highway Funds

PENNINGTON COUNTY HIGHWAY DEPARTMENT
Statement of Construction Costs
For the Year Ended 12/31/2020

Project: SAP 57-616-004

Percent Completed: 90%

Road Number: CSAH 16

Location: CSAH 16

Description: Intersection Reconstruction Lighting & Drainage Improvements

Letting Date: 08/13/2019 Award Date: 09/10/2019

Contractor: R.J. Zavoral & Sons, Inc.

Construction Costs	Project Costs	Total
Construction	\$ 595,430.56	\$ 595,430.56
Engineering	\$ 9,969.05	\$ 9,969.05
Total Construction Costs as of 12-31-2020	\$ 605,399.61	\$ 605,399.61

Funding Sources

Reg Construction

PENNINGTON COUNTY HIGHWAY DEPARTMENT
Statement of Construction Costs
For the Year Ended 12/31/2020

Project: SAP 57-608-010

Percent Completed: 90%

Location: CSAH 8 and CSAH 17

Description: Roundabout

Letting Date: 03/10/2020 Award Date: 03/10/2020

Contractor: R.J. Zavoral & Sons, Inc.

Construction Costs	Project Costs	Total
Construction	\$2,642,064.76	\$2,642,064.76
Engineering	\$ 9,969.05	\$ 9,969.05
Total Construction Costs as of 12-31-2020	\$2,737,074.18	\$2,737,074.18

Funding Sources

Regular Construction

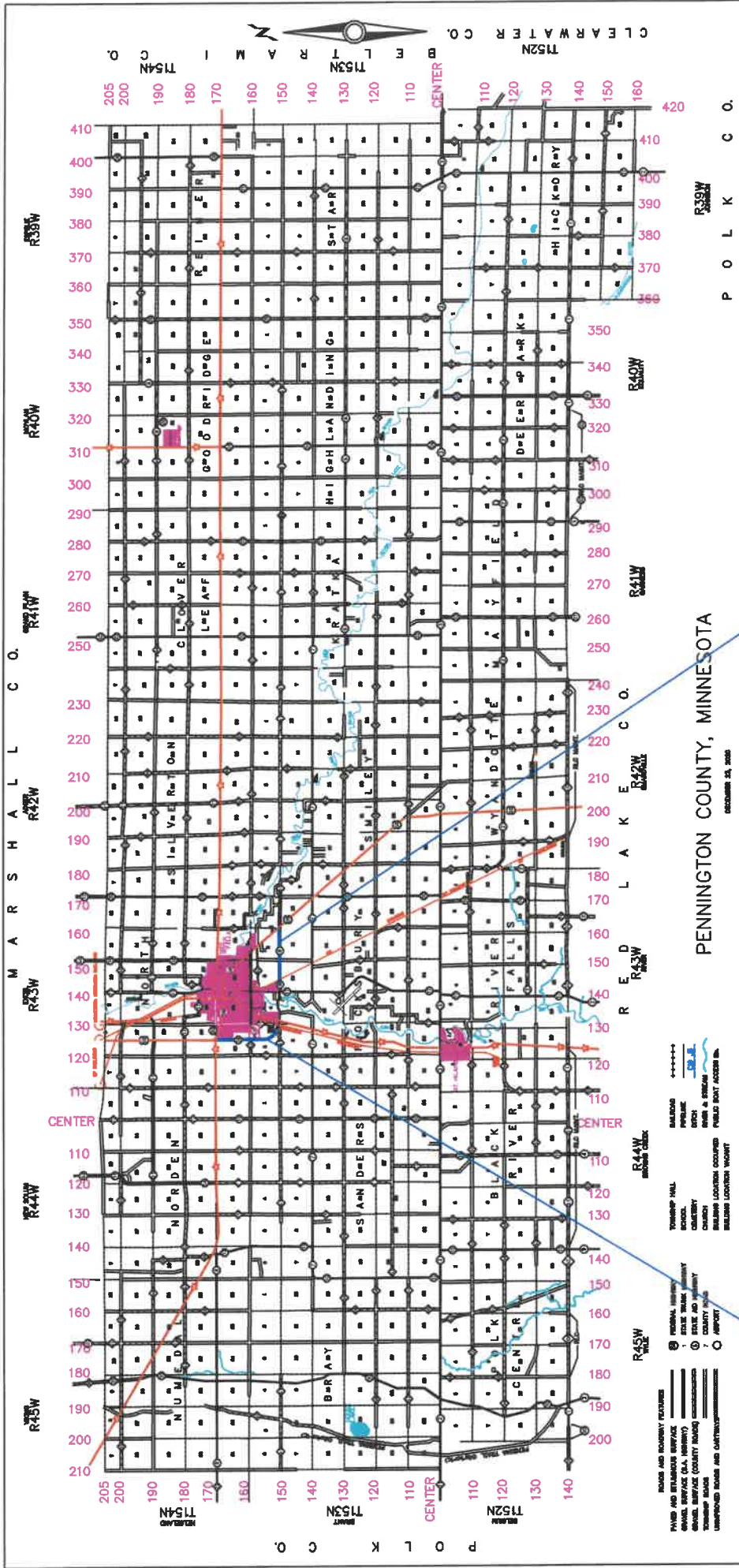
LRIP Funds

**PENNINGTON COUNTY HIGHWAY DEPARTMENT
2020 ACTUAL**

SUMMARY	Actual	Budgeted	Over/Under Budget
Total Income	\$9,457,320.00	\$12,373,459.00	\$2,916,139.00
Total Expenses	\$13,154,066.00	\$12,373,459.00	-\$780,607.00
Income Less Expenses:	-\$3,696,746.00	\$0.00	\$3,696,746.00
INCOME DETAILS	Actual	Budgeted	Over/Under Budget
HIGHWAY MAINTENANCE			
Federal Highway Aid	\$0.00	\$0.00	\$0.00
Regular Highway Construction	\$2,922,602.00	\$500,000.00	-\$2,422,602.00
Regular Municipal Maintenance	\$28,143.00	\$26,842.00	-\$1,301.00
Regular Highway Maintenance	\$1,412,233.00	\$1,342,642.00	-\$69,591.00
Town Bridge	\$0.00	\$0.00	\$0.00
State Bridge	\$1,272,061.00	\$4,200,000.00	\$2,927,939.00
Revolving Loan Account	\$114,260.00	\$115,972.00	\$1,712.00
Fees for Services	\$32,519.00	\$20,000.00	-\$12,519.00
Township/City Maintenance	\$50,290.00	\$40,000.00	-\$10,290.00
Individual Maintenance	\$3,840.00	\$6,000.00	\$2,160.00
Miscellaneous Revenue	\$106,508.00	\$40,000.00	-\$66,508.00
Refunds/Reimbursements	\$1,792,687.00	\$15,000.00	-\$1,777,687.00
Joint Facility Reimbursement	\$91,375.00	\$75,000.00	-\$16,375.00
Sale Miscellaneous Items	\$97,527.00	\$25,000.00	-\$72,527.00
EQUIPMENT/MAINTENANCE SHOP			
Miscellaneous Revenue	\$0.00	\$500.00	\$500.00
Refunds/Reimbursements	\$0.00	\$500.00	\$500.00
UNALLOCATED ROAD & BRIDGE			
Current Tax	\$1,198,483.00	\$1,214,603.00	\$16,120.00
Severed Mineral Tax	\$32.00	\$0.00	-\$32.00
Delinquent Tax	\$10,845.00	\$10,000.00	-\$845.00
Delinquent Mobile Home Tax	\$1,118.00	\$1,400.00	\$282.00
Gravel Tax	\$23,454.00	\$20,000.00	-\$3,454.00
Mobile Home Tax	\$4,515.00	\$6,000.00	\$1,485.00
Wheelage Tax	\$143,479.00	\$130,000.00	-\$13,479.00
In Lieu Tax	\$1,349.00	\$2,500.00	\$1,151.00
Miscellaneous Revenue	\$150,000.00	\$1,500.00	-\$148,500.00
Total Income:	\$9,457,320.00	\$7,793,459.00	-\$1,663,861.00
EXPENSE DETAILS	Actual	Budgeted	Over/Under Budget
HIGHWAY ADMINISTRATION			
Gross Salaries - Administration	186,867.00	\$162,481.00	-\$24,386.00
Medicare Withholding - Administration	2,417.00	\$2,356.00	-\$61.00
Life Insurance	154.00	\$200.00	\$46.00
Health Insurance	36,027.00	\$44,346.00	\$8,319.00

Employer's Share - PERA	14,015.00	\$12,186.00	-\$1,829.00
Employer's Share - FICA	10,334.00	\$10,074.00	-\$260.00
Telephone	10,302.00	\$7,200.00	-\$3,102.00
Postage	1,136.00	\$1,300.00	\$164.00
Advertising	1,376.00	\$2,000.00	\$624.00
Subscriptions	173.00	\$200.00	\$27.00
Dues	2,387.00	\$2,300.00	-\$87.00
Continuing Education	150.00	\$800.00	\$650.00
Consulting & Legal Services	0.00	\$5,000.00	\$5,000.00
Other Services	36,956.00	\$28,000.00	-\$8,956.00
Computer Services	18,162.00	\$18,000.00	-\$162.00
Maintenance Agreement	1,987.00	\$900.00	-\$1,087.00
Travel & Expense	693.00	\$1,500.00	\$807.00
Supplies	4,177.00	\$2,500.00	-\$1,677.00
Furniture & Equipment	15,388.00	\$15,582.00	\$194.00
Miscellaneous Expense	2,832.00	\$1,000.00	-\$1,832.00
HIGHWAY MAINTENANCE			
Gross Salaries - Construction	\$193,451.00	\$178,671.00	-\$14,780.00
Medicare Withholding -	\$2,964.00	\$2,591.00	-\$373.00
IUOE Pension Fund Withholding	\$432.00	\$300.00	-\$132.00
Overtime	\$20,980.00	\$5,000.00	-\$15,980.00
Life Insurance	\$230.00	\$200.00	-\$30.00
Health Insurance	\$39,960.00	\$33,775.00	-\$6,185.00
Employers Share - PERA	\$16,115.00	\$13,400.00	-\$2,715.00
Employers Share - FICA	\$12,676.00	\$11,077.00	-\$1,599.00
Continuing Education	\$1,250.00	\$4,000.00	\$2,750.00
Consulting & Legal Services	\$165,119.00	\$200,000.00	\$34,881.00
General Contracts	\$9,856,925.00	\$9,000,000.00	-\$856,925.00
Line Move & Easements	\$82,856.00	\$10,000.00	-\$72,856.00
Lab Testing	\$32,505.00	\$25,000.00	-\$7,505.00
Repairs & Maintenance	\$60.00	\$500.00	\$440.00
Travel & Expense	\$2,591.00	\$1,700.00	-\$891.00
Equipment Rental	\$2,800.00	\$70,000.00	\$67,200.00
Engineering & Surveying Supplies	\$4,047.00	\$8,000.00	\$3,953.00
Furniture & Equipment	\$6,678.00	\$8,000.00	\$1,322.00
TRLF Principal Payment	\$112,485.00	\$112,486.00	\$1.00
TRLF Interest	\$3,485.00	\$3,486.00	\$1.00
Miscellaneous Expense	\$0.00	\$1,500.00	\$1,500.00
EQUIPMENT/MAINTENANCE SHOP			
Gross Salaries - Maintenance	\$691,480.00	\$593,586.00	-\$97,894.00
Medicare Withholding	\$9,550.00	\$8,607.00	-\$943.00
IUOE Pension Fund Withholding	\$2,663.00	\$2,000.00	-\$663.00
Overtime	\$7,635.00	\$8,000.00	\$365.00
Life Insurance	\$922.00	\$800.00	-\$122.00
Health Insurance	\$183,831.00	\$185,119.00	\$1,288.00
Employer's Share - PERA	\$51,583.00	\$44,519.00	-\$7,064.00

Employer's Share - FICA	\$40,834.00	\$36,802.00	-\$4,032.00
Telephone	\$3,782.00	\$5,000.00	\$1,218.00
Safety Training	\$0.00	\$2,500.00	\$2,500.00
Natural Gas	\$15,776.00	\$25,000.00	\$9,224.00
Electricity	\$66,479.00	\$60,000.00	-\$6,479.00
Sewer & Water	\$7,019.00	\$6,000.00	-\$1,019.00
Consulting & Legal Services	\$266.00	\$5,000.00	\$4,734.00
Other Services	\$6,308.00	\$5,000.00	-\$1,308.00
Travel & Expense	\$9.00	\$1,000.00	\$991.00
Propane for Heating Shops	\$10,019.00	\$17,000.00	\$6,981.00
Safety Equipment	\$4,888.00	\$4,000.00	-\$888.00
Special Fuel Tax	\$5,903.00	\$5,200.00	-\$703.00
Culverts	\$92,418.00	\$85,000.00	-\$7,418.00
Aggregates	\$124,800.00	\$125,000.00	\$200.00
Signs	\$15,746.00	\$15,000.00	-\$746.00
Brush & Weed Control Chemicals	\$25,798.00	\$45,000.00	\$19,202.00
Shop Supplies	\$2,908.00	\$9,000.00	\$6,092.00
Gas & Diesel	\$122,548.00	\$190,000.00	\$67,452.00
Cutting Edges	\$16,710.00	\$25,000.00	\$8,290.00
Motor Oil & Lubricants	\$11,258.00	\$7,500.00	-\$3,758.00
Equipment Repair Parts	\$93,029.00	\$85,000.00	-\$8,029.00
Road Materials	\$81,070.00	\$60,000.00	-\$21,070.00
Road Reconstruction	\$71,790.00	\$195,215.00	\$123,425.00
Furniture & Equipment	\$215,994.00	\$217,000.00	\$1,006.00
Building Improvements	\$172,900.00	\$200,000.00	\$27,100.00
Miscellaneous Expense	\$40.00	\$0.00	-\$40.00
UNALLOCATED ROAD & BRIDGE			
Unemployment Comp Fund	\$7,396.00	\$15,000.00	\$7,604.00
Insurance - Workman's Comp	\$42,316.00	\$40,000.00	-\$2,316.00
Insurance - Property Casualty	\$45,256.00	\$34,000.00	-\$11,256.00
Miscellaneous Expense	\$0.00	\$3,000.00	\$3,000.00
Total Expenses:	\$13,154,066.00	\$12,373,459.00	-\$780,607.00



MILLED RUMBLE STRIPS
SP 057-070-014

2 FOOT SHOULDER WIDING
SP 057-070-015

COUNTY PROJECT 2020
COUNTY WIDE SHOULDERING
COUNTY WIDE STRIPING
COUNTY WIDE CRACK SEALING

COMPLETED PROJECT 2020

PENNINGTON COUNTY, MINNESOTA

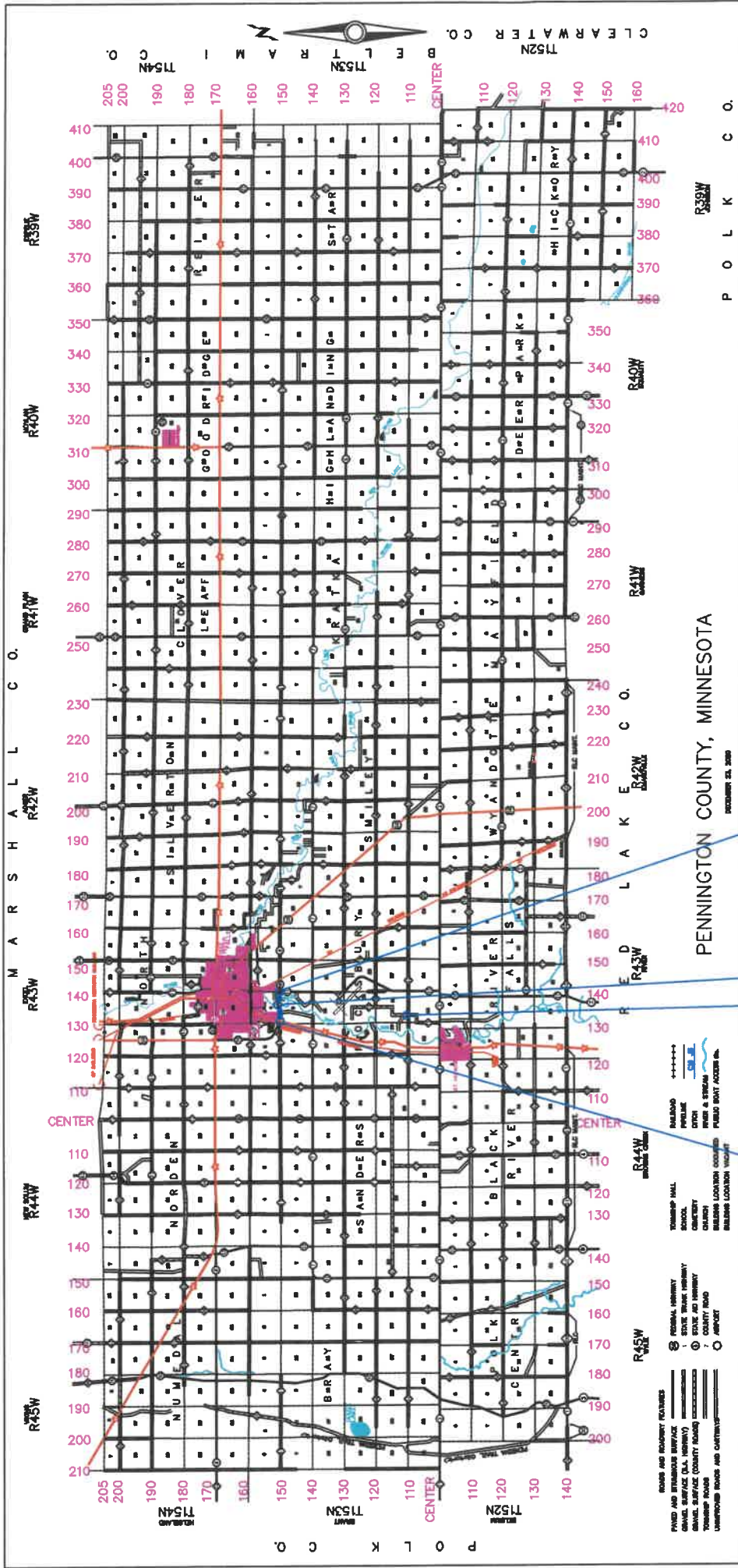
DECEMBER 25, 2020

**PENNINGTON COUNTY HIGHWAY DEPARTMENT
2021 BUDGET**

SUMMARY	Budgeted	Over/Under Budget
Total Income	\$3,508,053.00	\$3,508,053.00
Total Expenses	\$3,508,053.00	\$3,508,053.00
Income Less Expenses:	\$0.00	\$0.00
INCOME DETAILS	Budgeted	Over/Under Budget
HIGHWAY MAINTENANCE		
Federal Highway Aid	\$0.00	\$0.00
Regular Highway Construction	\$60,000.00	\$60,000.00
Regular Municipal Maintenance	\$29,444.00	\$29,444.00
Regular Highway Maintenance	\$1,465,188.00	\$1,465,188.00
Town Bridge	\$0.00	\$0.00
State Bridge	\$175,000.00	\$175,000.00
Revolving Loan Account	\$116,521.00	\$116,521.00
Fees for Services	\$20,000.00	\$20,000.00
Township/City Maintenance	\$40,000.00	\$40,000.00
Individual Maintenance	\$6,000.00	\$6,000.00
Miscellaneous Revenue	\$40,000.00	\$40,000.00
Refunds/Reimbursements	\$15,000.00	\$15,000.00
Joint Facility Reimbursement	\$75,000.00	\$75,000.00
Sale Miscellaneous Items	\$25,000.00	\$25,000.00
EQUIPMENT/MAINTENANCE SHOP		
Miscellaneous Revenue	\$500.00	\$500.00
Refunds/Reimbursements	\$500.00	\$500.00
UNALLOCATED ROAD & BRIDGE		
Current Tax	\$1,268,500.00	\$1,268,500.00
Severed Mineral Tax	\$0.00	\$0.00
Delinquent Tax	\$10,000.00	\$10,000.00
Delinquent Mobile Home Tax	\$1,400.00	\$1,400.00
Gravel Tax	\$20,000.00	\$20,000.00
Mobile Home Tax	\$6,000.00	\$6,000.00
Wheelage Tax	\$130,000.00	\$130,000.00
In Lieu Tax	\$2,500.00	\$2,500.00
Miscellaneous Revenue	\$1,500.00	\$1,500.00
Total Income:	\$3,508,053.00	\$3,508,053.00
EXPENSE DETAILS	Budgeted	Over/Under Budget
HIGHWAY ADMINISTRATION		
Gross Salaries - Administration	\$168,980.00	\$168,980.00
Medicare Withholding - Administration	\$2,450.00	\$2,450.00
Life Insurance	\$200.00	\$200.00
Health Insurance	\$50,294.00	\$50,294.00

Employer's Share - PERA	\$12,674.00	\$12,674.00
Employer's Share - FICA	\$10,477.00	\$10,477.00
Telephone	\$7,200.00	\$7,200.00
Postage	\$1,000.00	\$1,000.00
Advertising	\$2,000.00	\$2,000.00
Subscriptions	\$200.00	\$200.00
Dues	\$2,400.00	\$2,400.00
Continuing Education	\$800.00	\$800.00
Consulting & Legal Services	\$4,000.00	\$4,000.00
Other Services	\$20,000.00	\$20,000.00
Computer Services	\$12,000.00	\$12,000.00
Maintenance Agreement	\$900.00	\$900.00
Travel & Expense	\$1,500.00	\$1,500.00
Supplies	\$2,500.00	\$2,500.00
Furniture & Equipment	\$5,000.00	\$5,000.00
Miscellaneous Expense	\$1,000.00	\$1,000.00
HIGHWAY MAINTENANCE		
Gross Salaries - Construction	\$185,818.00	\$185,818.00
Medicare Withholding -	\$2,668.00	\$2,668.00
IUOE Pension Fund Withholding	\$300.00	\$300.00
Overtime	\$5,000.00	\$5,000.00
Life Insurance	\$200.00	\$200.00
Health Insurance	\$38,267.00	\$38,267.00
Employers Share - PERA	\$13,802.00	\$13,802.00
Employers Share - FICA	\$11,410.00	\$11,410.00
Continuing Education	\$6,000.00	\$6,000.00
Consulting & Legal Services	\$100,000.00	\$100,000.00
General Contracts	\$175,000.00	\$175,000.00
Line Move & Easements	\$0.00	\$0.00
Lab Testing	\$5,000.00	\$5,000.00
Repairs & Maintenance	\$500.00	\$500.00
Travel & Expense	\$2,000.00	\$2,000.00
Equipment Rental	\$70,000.00	\$70,000.00
Engineering & Surveying Supplies	\$8,000.00	\$8,000.00
Furniture & Equipment	\$38,000.00	\$38,000.00
TRLF Principal Payment	\$114,747.00	\$114,747.00
TRLF Interest	\$1,774.00	\$1,774.00
Miscellaneous Expense	\$1,500.00	\$1,500.00
EQUIPMENT/MAINTENANCE SHOP		
Gross Salaries - Maintenance	\$617,329.00	\$617,329.00
Medicare Withholding	\$8,865.00	\$8,865.00
IUOE Pension Fund Withholding	\$2,000.00	\$2,000.00
Overtime	\$8,000.00	\$8,000.00
Life Insurance	\$800.00	\$800.00
Health Insurance	\$209,740.00	\$209,740.00
Employer's Share - PERA	\$45,855.00	\$45,855.00

Employer's Share - FICA	\$37,906.00	\$37,906.00
Telephone	\$5,000.00	\$5,000.00
Safety Training	\$2,500.00	\$2,500.00
Natural Gas	\$25,000.00	\$25,000.00
Electricity	\$60,000.00	\$60,000.00
Sewer & Water	\$6,000.00	\$6,000.00
Consulting & Legal Services	\$5,000.00	\$5,000.00
Other Services	\$5,000.00	\$5,000.00
Travel & Expense	\$1,000.00	\$1,000.00
Propane for Heating Shops	\$17,000.00	\$17,000.00
Safety Equipment	\$4,000.00	\$4,000.00
Special Fuel Tax	\$5,200.00	\$5,200.00
Culverts	\$90,000.00	\$90,000.00
Aggregates	\$125,000.00	\$125,000.00
Signs	\$10,000.00	\$10,000.00
Brush & Weed Control Chemicals	\$40,000.00	\$40,000.00
Shop Supplies	\$9,000.00	\$9,000.00
Gas & Diesel	\$180,000.00	\$180,000.00
Cutting Edges	\$10,000.00	\$10,000.00
Motor Oil & Lubricants	\$8,000.00	\$8,000.00
Equipment Repair Parts	\$85,000.00	\$85,000.00
Road Materials	\$60,000.00	\$60,000.00
Road Reconstruction	\$190,000.00	\$190,000.00
Furniture & Equipment	\$382,297.00	\$382,297.00
Building Improvements	\$70,000.00	\$70,000.00
Miscellaneous Expense	\$0.00	\$0.00
UNALLOCATED ROAD & BRIDGE		
Unemployment Comp Fund	\$10,000.00	\$10,000.00
Insurance - Workman's Comp	\$39,000.00	\$39,000.00
Insurance - Property Casualty	\$45,000.00	\$45,000.00
Miscellaneous Expense	\$3,000.00	\$3,000.00
Total Expenses:	\$3,508,053.00	\$3,508,053.00



PENNINGTON COUNTY, MINNESOTA
DECEMBER 20, 2008

PROJECT 2021

TH 32 ROUND ABOUT
SAP 057-816-004
SAP 057-808-009
SP 5703-49

BRIDGE 57526
SAP 057-808-008

SAB & SA17 ROUND ABOUT
SAP 057-808-010

COUNTY WIDE SHOULDERING
COUNTY WIDE STRIPING

PROJECT 2021